



# Charlestown Crime Report

December 2023



# Disclaimer

- The following statistics are based on the Cecil County Sheriff's Office (CCSO) Records Management System. Numbers are derived through case coding and geocoding mapping results (approx. 5-7% margin of error). Additionally, the following information is subject to change based upon late reporting, closures, and other unforeseen circumstances.
- Non-Officer Initiated Calls for Service (CFS) Include all calls that were dispatched. Please note that a CFS may not indicate that a crime has occurred.
- Data in this report range from December 1, 2023 through December 31, 2023.

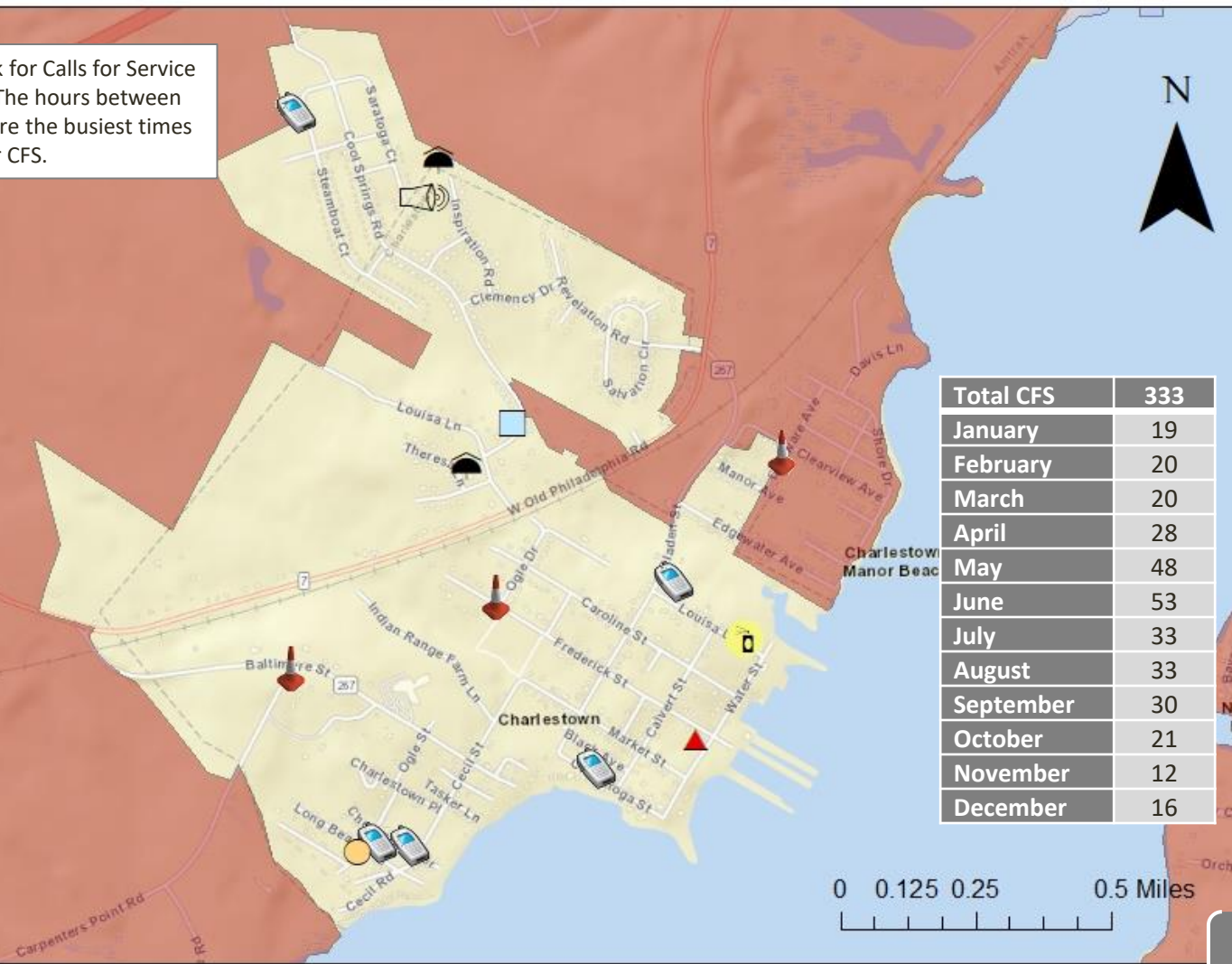
# Charlestown - Non-Officer Initiated Calls for Service December 2023

The busiest days of the week for Calls for Service were **Saturday & Sunday**. The hours between **1200-1600 & 1800-2200** were the busiest times of the day for CFS.

**Legend**

**Call Type**

-  911 HANG UP
-  ALARM
-  ASSAULT
-  ASSIST
-  DOMESTIC
-  NOISE COMPLAINT
-  TRAFFIC
-  VANDALISM



Total CFS	333
January	19
February	20
March	20
April	28
May	48
June	53
July	33
August	33
September	30
October	21
November	12
December	16



Date Completed: January 5, 2024  
Completed By: Jennifer Heitz



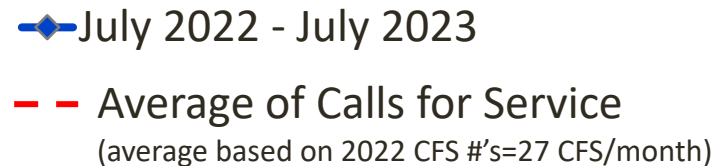
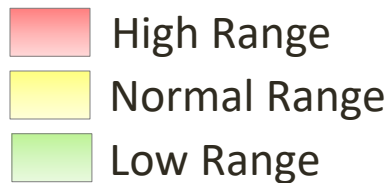
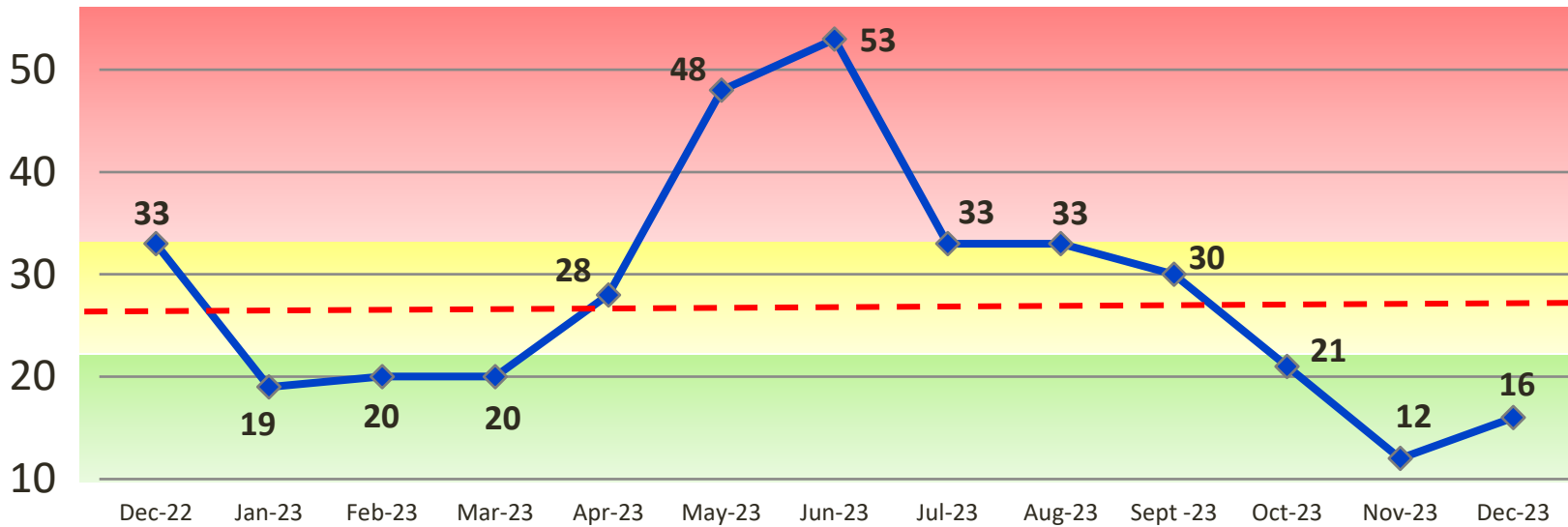
# Calls for Service – Town Limits

**Total 2023 CFS: 333** (Jan. 2023 – Dec. 2023)

**Total 2022 CFS: 321** (Jan. 2022 – Dec. 2022)

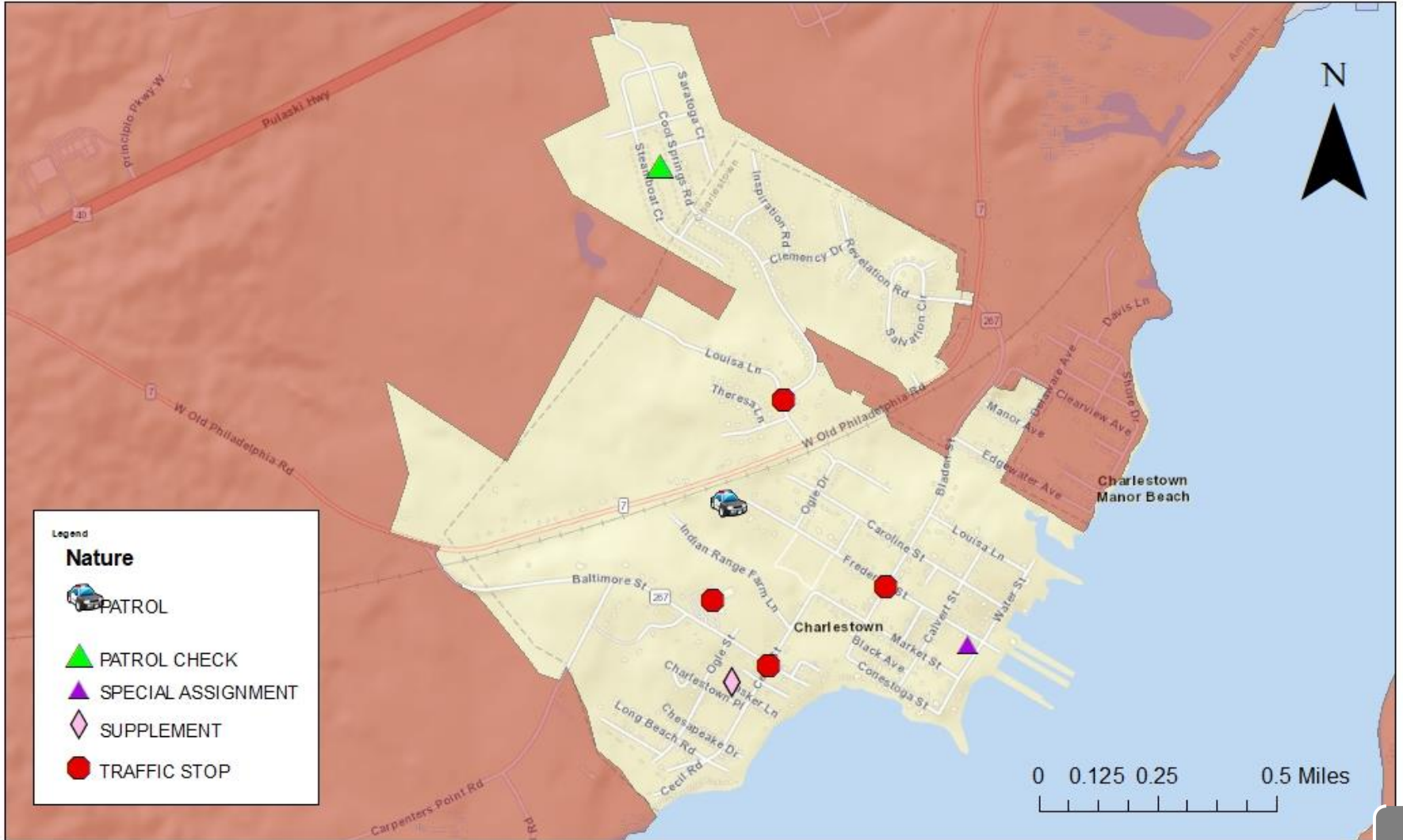
*4% increase in non-officer-initiated calls for service when comparing 2022 to 2023.*

## 2022 - 2023



*Includes Calls for Service handled by the Maryland State Police*

# Charlestown - Officer Initiated Calls for Service December 2023



Date Completed: January 5, 2024  
Completed By: Jennifer Heitz



# Charlestown - Overdoses

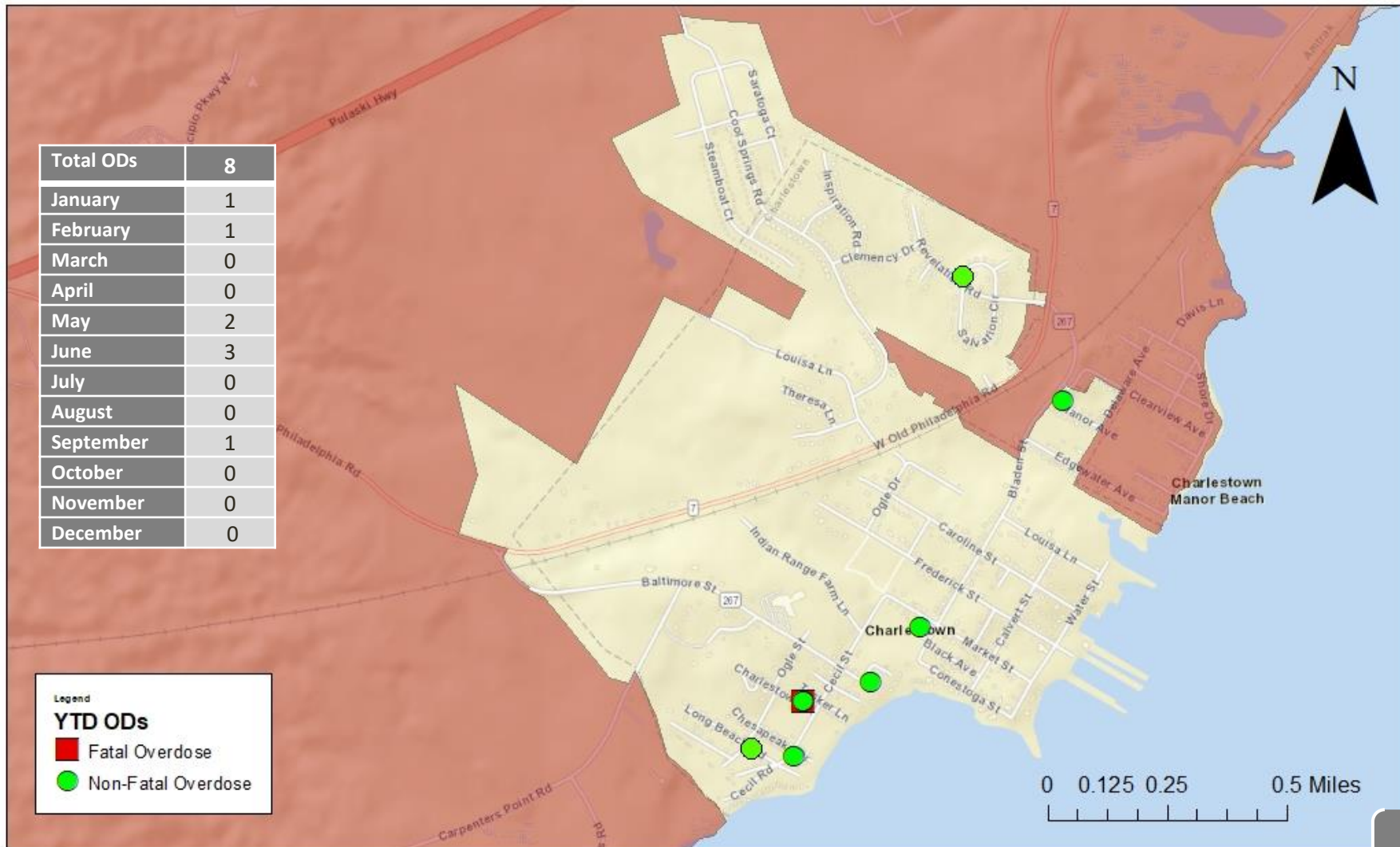
## January 2023 - December 2023

Total ODs	8
January	1
February	1
March	0
April	0
May	2
June	3
July	0
August	0
September	1
October	0
November	0
December	0

Legend

**YTD ODs**

- Fatal Overdose
- Non-Fatal Overdose



Date Completed: January 5, 2024  
 Completed By: Jennifer Heitz

**Charlestown Patrol 2023**

	Jan. 2023	Feb. 2023	Mar. 2023	Apr. 2023	May 2023	Jun. 2023	Jul. 2023	Aug. 2023	Sept. 2023	Oct. 2023	Nov. 2023	Dec. 2023	YTD Stats
<b>Administrative</b>													
Patrol Shifts Approved	10	12	10	12	20	20	20	20	20	10	10	10	174
Patrol Hours Approved	0	0	0	0	0	0	0	0	0	0	0	0	0
Patrol Hours Used	10	12	10	10	13	16	11	14	16	8	8	6	134
Hours Scheduled & Not Covered	10	12	10	2	7	6	9	14	16	8	8	4	134
Hours for Month w/Overtime Used	0	0	0	0	0	0	0	0	0	0	0	0	0
# Shifts Operating Radar	0	0	0	0	0	0	0	0	0	0	0	0	0
Hours of Overtime	0	0	0	0	0	0	0	0	0	0	0	0	0
Calls for Service	1	1	4	1	7	4	3	2	5	2	0	0	30
Calls Received/Assist Out of Town	1	0	1	2	5		4	4	2	2	0	1	22
# of Patrol/Property Checks	28	16	32	34	57	73	55	79	64	40	0	41	519
<b>Traffic Enforcement</b>													
Traffic Citations Issued (Radar)	1	0	0	1	1	0	0	0	0	0	0	0	3
Traffic Citations Issued (Non-Radar)	1	0	0	1	1	11	1	3	0	0	0	0	3
Warnings Issued (Radar)	0	0	0	4	0	11	2	0	0	2	0	2	21
Warnings Issued (Non-Radar)	2	5	9	5	7	8	1	4	5	0	0	2	48
Repair Orders Issued	2	5	9	5	7	0	1	4	5	0	0	2	48
Parking Citations	2	5	9	5	7	0	1	1	5	0	0	2	48
<b>Criminal Warrant/Summons</b>													
District Court Warrants Served	0	0	0	0	0	0	0	0	0	0	0	0	0
Circuit Court Warrants Served	0	0	0	0	0	0	0	0	0	0	0	0	0
Total Warrant Attempts	0	0	0	0	0	0	0	0	0	0	0	0	0
Criminal Summons Served	0	0	0	0	0	0	0	0	0	0	0	0	0
<b>Civil Process</b>													
Civil Papers Served	0	0	0	0	0	0	0	0	0	0	0	0	0
Civil Papers Attempted	0	0	0	0	0	0	0	0	0	0	0	0	0
<b>Arrests</b>													
DUI/DWI Arrest	0	0	0	0	0	0	0	0	0	0	0	0	0
Traffic Related Arrests	0	0	0	0	0	1	0	1	0	0	0	0	2
On-View/Criminal Arrest	0	0	0	0	0	0	0	0	0	0	0	0	0
Juvenile Arrest	0	0	0	0	0	0	0	0	0	0	0	0	0
Adult Arrests	0	0	0	0	0	0	0	0	0	0	0	0	0
<b>Civil Citations</b>													
CDS	0	0	0	0	0	0	0	0	0	0	0	0	0
Other	0	0	0	0	0	0	0	0	0	0	0	0	0
<b>Vehicle Storage</b>													
# of Vehicles (Police Storage)	0	0	0	0	0	1	0	0	0	0	0	0	1
# of Vehicles (Owners Request)	0	0	0	0	0	0	0	0	0	0	0	0	0
Community Contacts	14	20	40	36	22	48	58	27	14	20	12	0	311