



# Charlestown Crime Report

January 2024



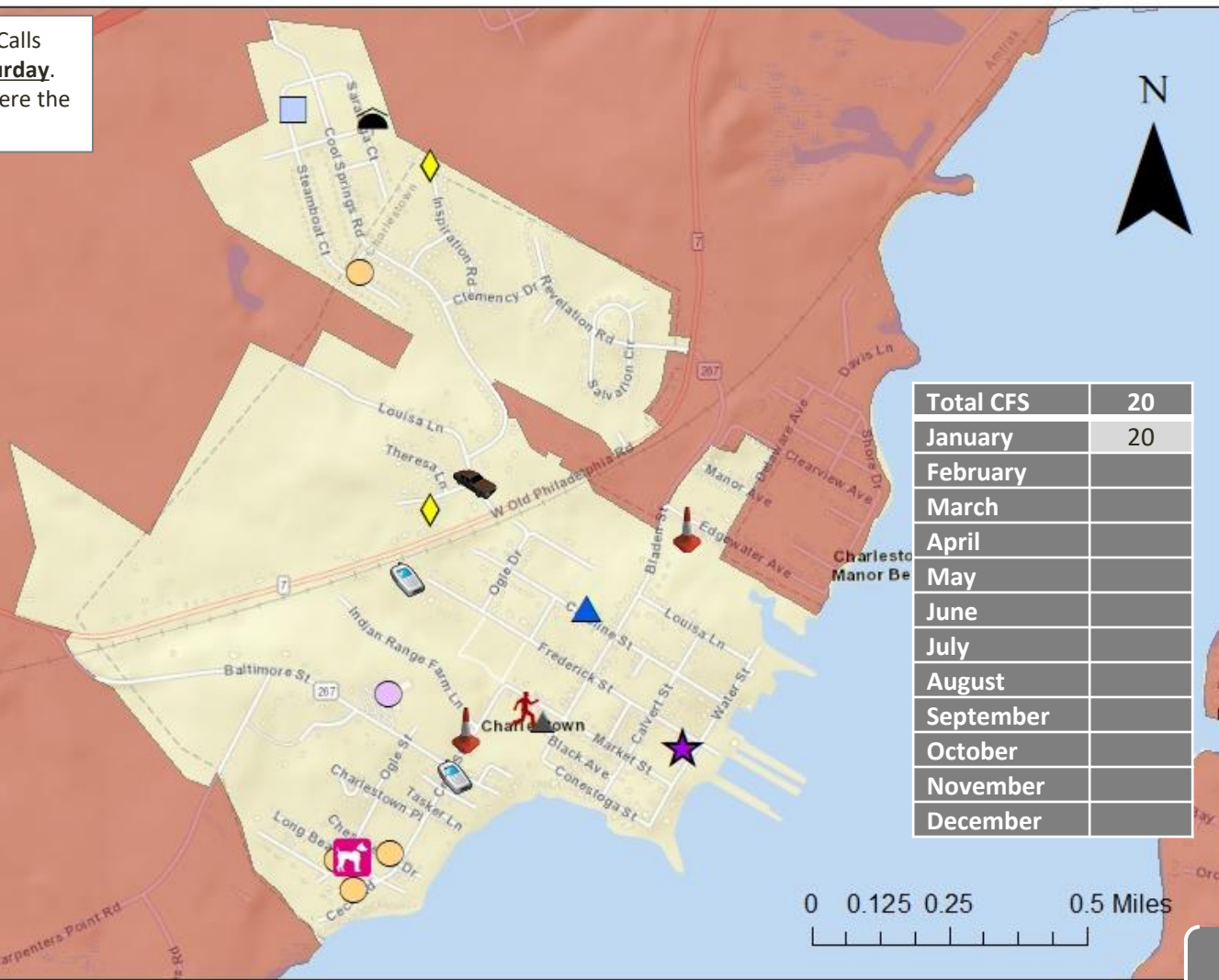
# Disclaimer

- The following statistics are based on the Cecil County Sheriff's Office (CCSO) Records Management System. Numbers are derived through case coding and geocoding mapping results (approx. 5-7% margin of error). Additionally, the following information is subject to change based upon late reporting, closures, and other unforeseen circumstances.
- Non-Officer Initiated Calls for Service (CFS) Include all calls that were dispatched. Please note that a CFS may not indicate that a crime has occurred.
- Data in this report range from January 1, 2024 through January 31, 2024.

# Charlestown - Non-Officer Initiated Calls for Service January 2024

The busiest days of the week for Calls for Service were **Thursday & Saturday**.  
The hours between **1500-2300** were the busiest times of the day for CFS.

- Legend**
- Call Type**
-  911 HANG UP
  -  ABANDONED VEHICLE
  -  ALARM
  -  ANIMAL COMPLAINT
  -  ASSIST
  -  CHECK THE WELFARE
  -  DISTURBANCE
  -  DOMESTIC
  -  HARASSMENT
  -  OVERDOSE
  -  RUNAWAY
  -  SUSPICIOUS PERSON
  -  TRAFFIC



Total CFS	20
January	20
February	
March	
April	
May	
June	
July	
August	
September	
October	
November	
December	



Date Completed: February 13, 2024  
Completed By: Jennifer Heitz



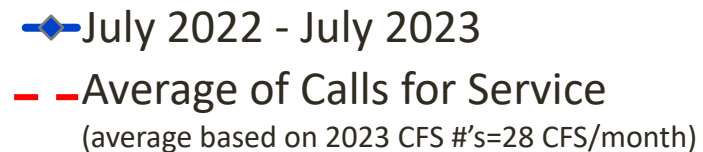
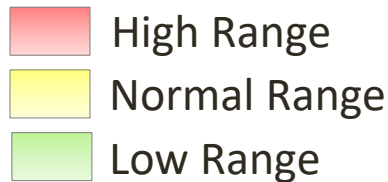
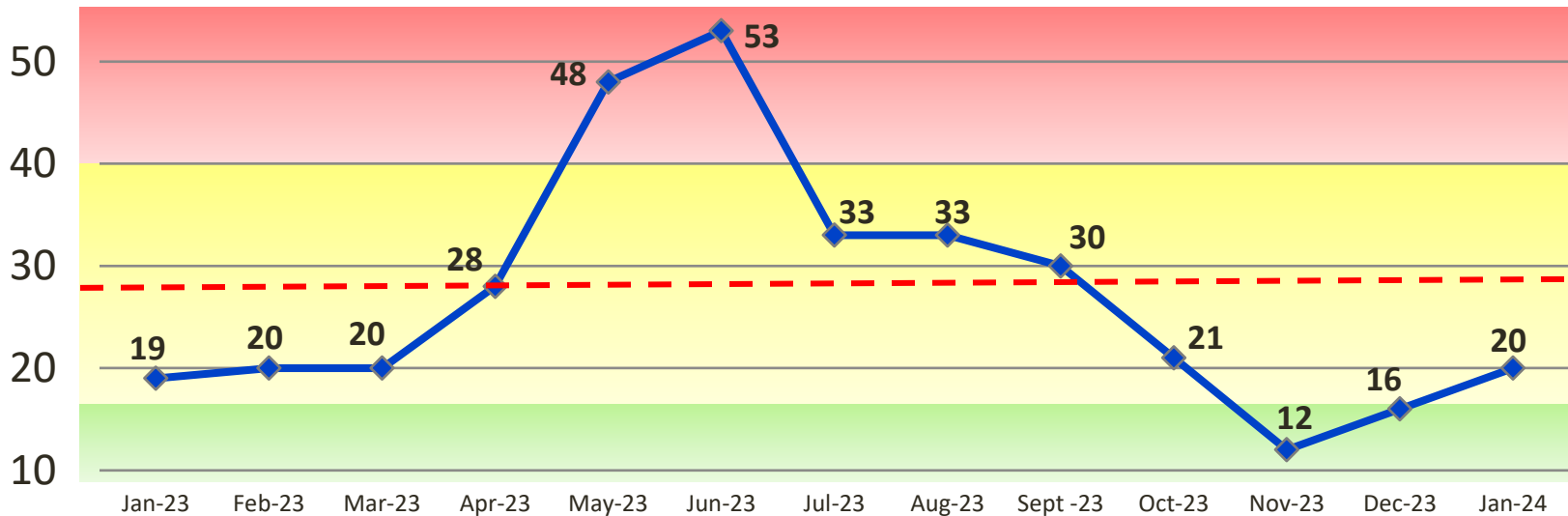
# Calls for Service – Town Limits

**Total 2024 CFS: 20** (Jan. 2024)

**Total 2023 CFS: 19** (Jan. 2023)

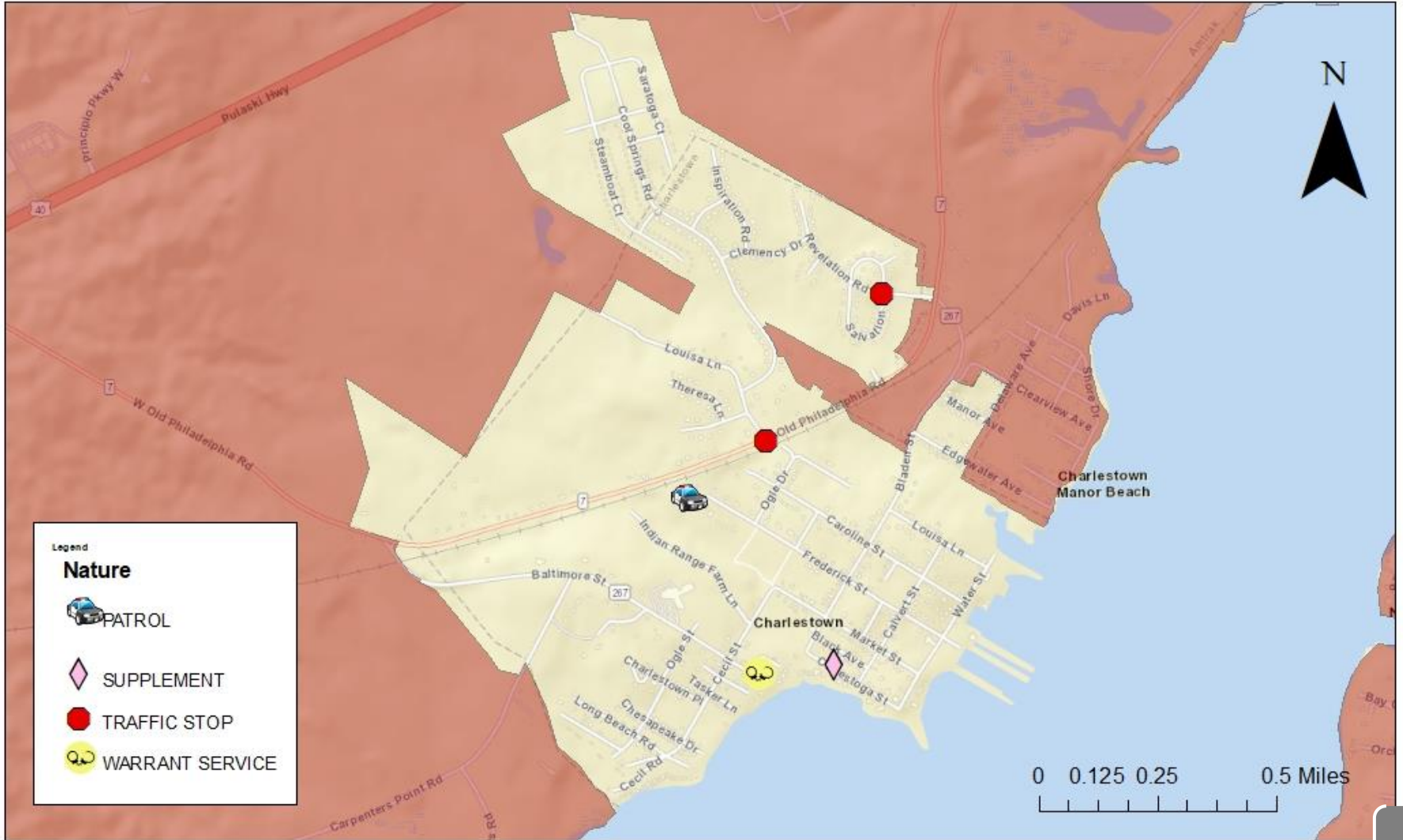
*5% increase in non-officer-initiated calls for service when comparing 2023 YTD to 2024 YTD.*

## 2023 - 2024



*Includes Calls for Service handled by the Maryland State Police*

# Charlestown - Officer Initiated Calls for Service January 2024



Date Completed: February 13, 2024  
Completed By: Jennifer Heitz

# Charlestown - Overdoses January 2024

