



# Charlestown Crime Report

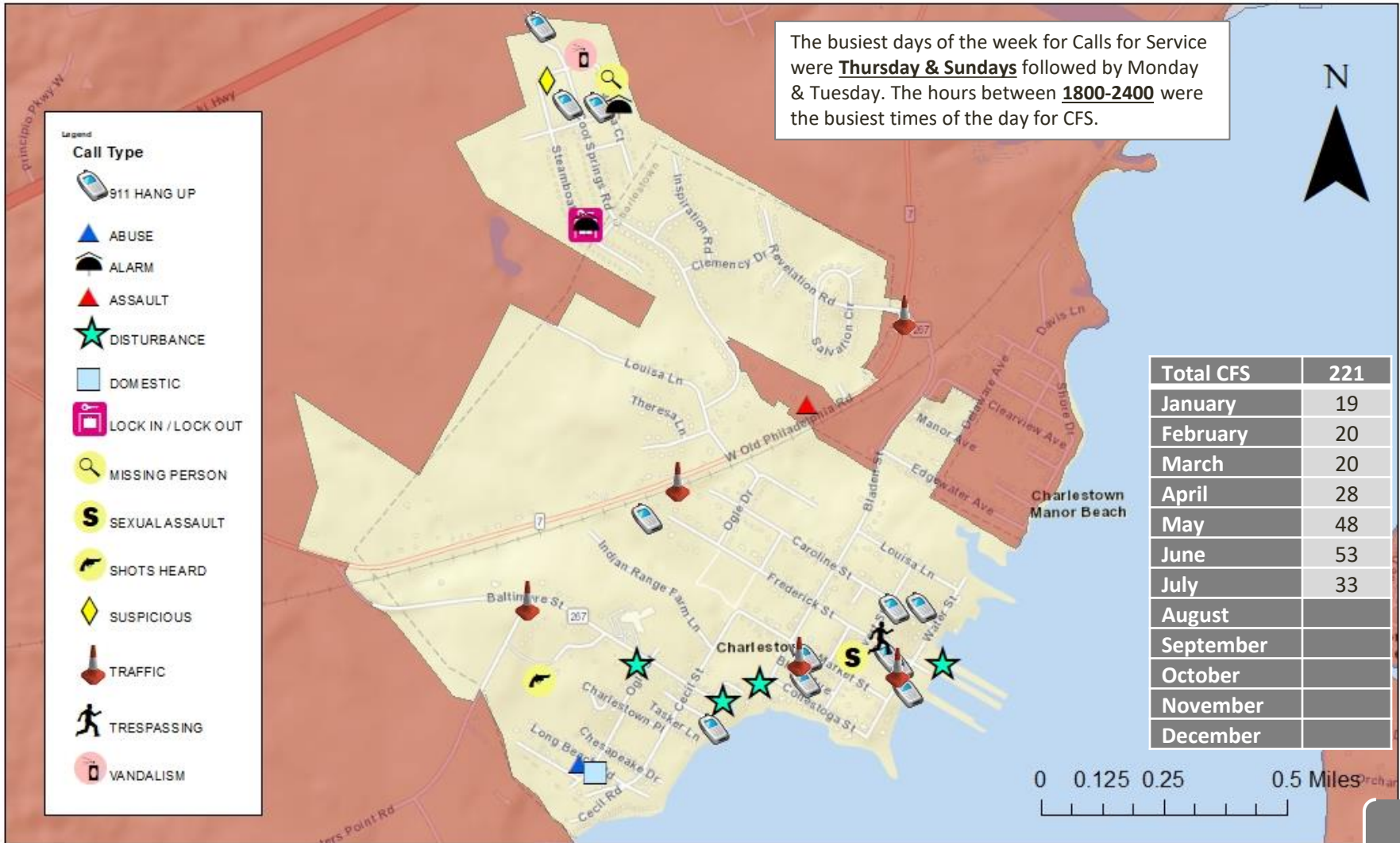
July 2023



# Disclaimer

- The following statistics are based on the Cecil County Sheriff's Office (CCSO) Records Management System. Numbers are derived through case coding and geocoding mapping results (approx. 5-7% margin of error). Additionally, the following information is subject to change based upon late reporting, closures, and other unforeseen circumstances.
- Non-Officer Initiated Calls for Service (CFS) Include all calls that were dispatched. Please note that a CFS may not indicate that a crime has occurred.
- Data in this report range from July 1, 2023 through July 31, 2023.

# Charlestown -Non-Officer Initiated Calls for Service July 2023



**\*12 of the 33 Calls (or 36%) were 911 Hang-Ups**



**Cecil County Sheriff's Office**

Date Completed: August 8, 2023

Completed By: Jennifer Heitz



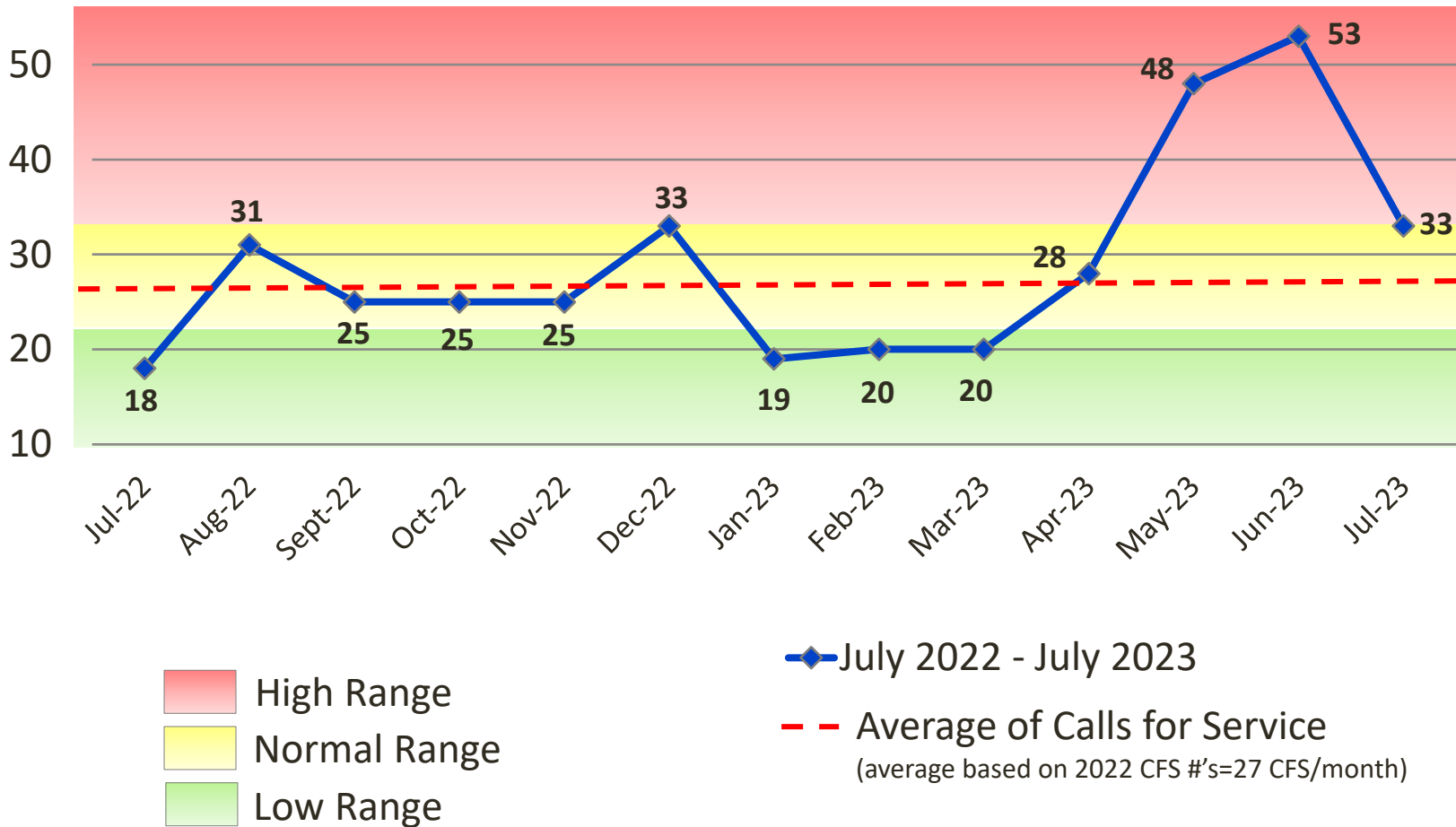
# Calls for Service – Town Limits

**Total 2023 CFS: 221** (Jan. 2023 –Jul. 2023)

**Total 2022 CFS: 182** (Jan. 2022 – Jul. 2022)

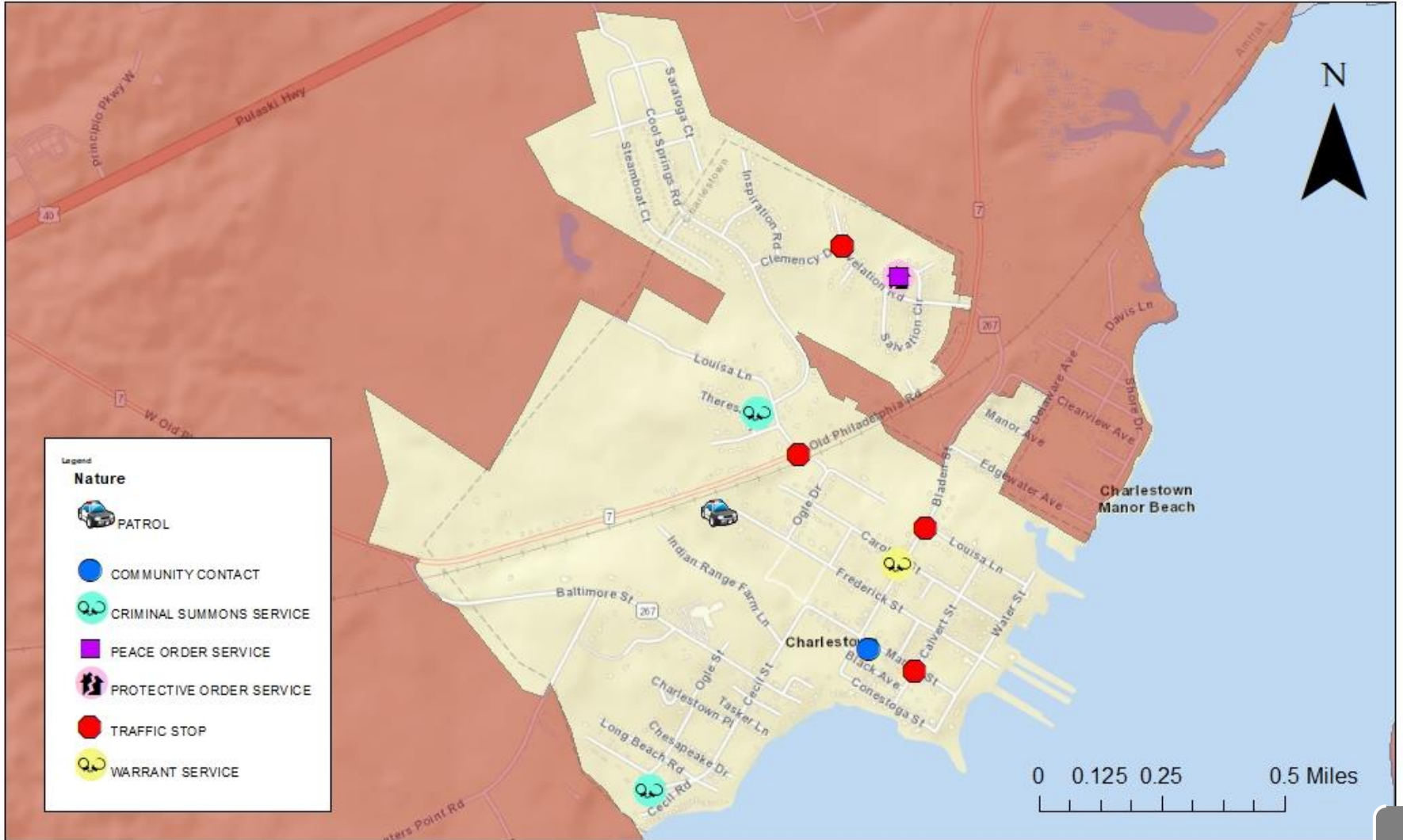
*21% increase in non-officer-initiated calls for service when comparing 2022 YTD to 2023 YTD.*

## 2022 - 2023



*Includes Calls for Service handled by the Maryland State Police*

# Charlestown - Officer Initiated Calls for Service July 2023

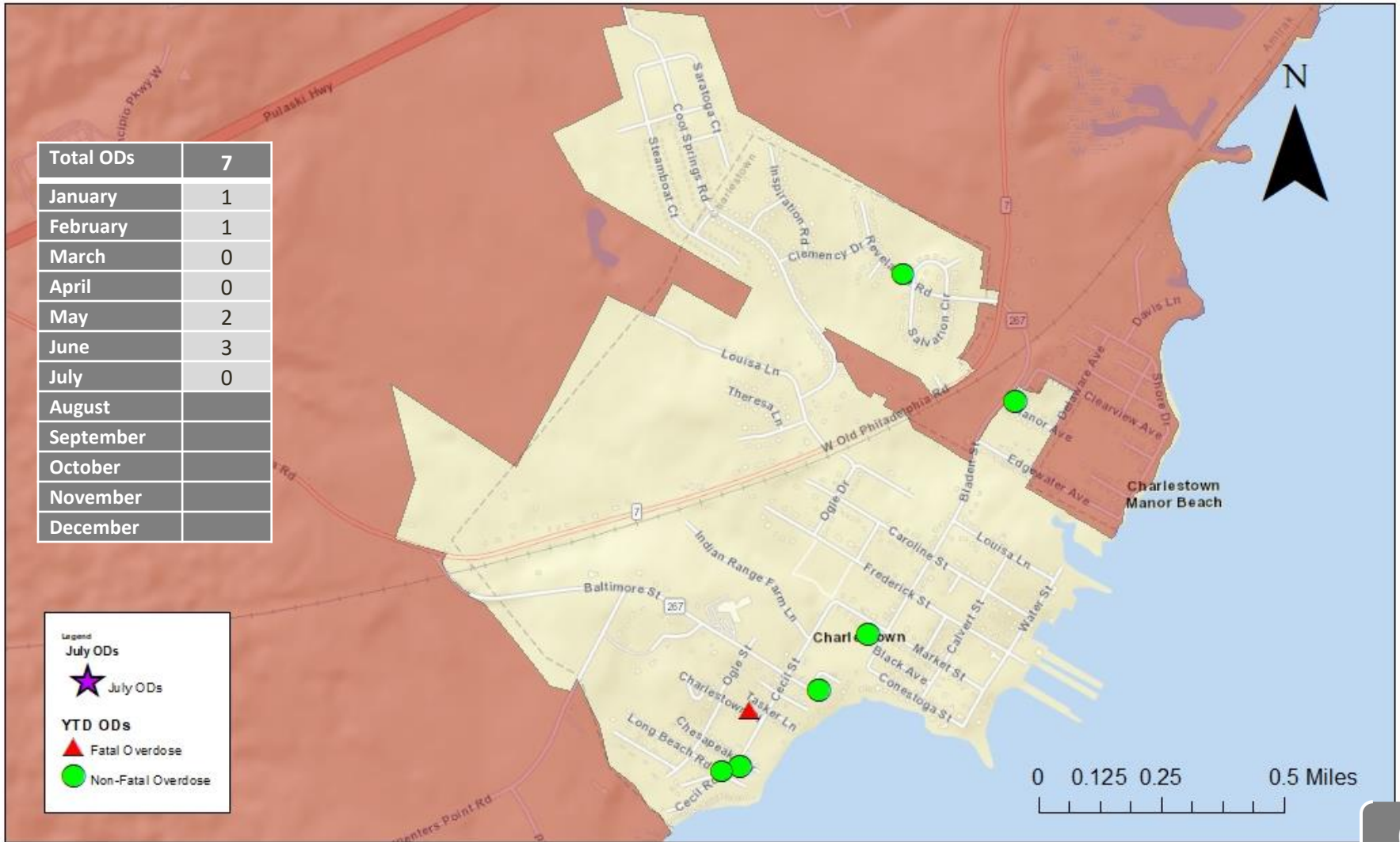


Cecil County Sheriff's Office

Date Completed: August 8, 2023

Completed By: Jennifer Heitz

# Charlestown - Overdoses July 2023



**Charlestown Patrol 2023**

	Jan. 2023	Feb. 2023	Mar. 2023	Apr. 2023	May-23	Jun. 2023	Jul. 2023	Aug. 2023	Sept. 2023	Oct. 2023	Nov. 2023	Dec. 2023	YTD Stats
<b>Administrative</b>													
Patrol Shifts Approved	10	12	10	12	20	20	20	0	0	0	0	0	104
Patrol Hours Approved	0	0	0	0	0	0	0	0	0	0	0	0	0
Patrol Hours Used	10	12	10	10	13	16	11	0	0	0	0	0	82
Hours Scheduled & Not Covered	10	12	10	2	7	6	9	0	0	0	0	0	82
Hours for Month w/Overtime Used	0	0	0	0	0	0	0	0	0	0	0	0	0
# Shifts Operating Radar	0	0	0	0	0	0	0	0	0	0	0	0	0
Hours of Overtime	0	0	0	0	0	0	0	0	0	0	0	0	0
Calls for Service	1	1	4	1	7	4	3	0	0	0	0	0	21
Calls Received/Assist Out of Town	1	0	1	2	5		4	0	0	0	0	0	13
# of Patrol/Property Checks	28	16	32	34	57	73	55	0	0	0	0	0	295
<b>Traffic Enforcement</b>													
Traffic Citations Issued (Radar)	1	0	0	1	1	0	0	0	0	0	0	0	3
Traffic Citations Issued (Non-Radar)	1	0	0	1	1	11	1	0	0	0	0	0	3
Warnings Issued (Radar)	0	0	0	4	0	11	2	0	0	0	0	0	17
Warnings Issued (Non-Radar)	2	5	9	5	7	8	1	0	0	0	0	0	37
Repair Orders Issued	2	5	9	5	7	0	1	0	0	0	0	0	37
Parking Citations	2	5	9	5	7	0	1	0	0	0	0	0	37
<b>Criminal Warrant/Summons</b>													
District Court Warrants Served	0	0	0	0	0	0	0	0	0	0	0	0	0
Circuit Court Warrants Served	0	0	0	0	0	0	0	0	0	0	0	0	0
Total Warrant Attempts	0	0	0	0	0	0	0	0	0	0	0	0	0
Criminal Summons Served	0	0	0	0	0	0	0	0	0	0	0	0	0
<b>Civil Process</b>													
Civil Papers Served	0	0	0	0	0	0	0	0	0	0	0	0	0
Civil Papers Attempted	0	0	0	0	0	0	0	0	0	0	0	0	0
<b>Arrests</b>													
DUI/DWI Arrest	0	0	0	0	0	0	0	0	0	0	0	0	0
Traffic Related Arrests	0	0	0	0	0	1	0	0	0	0	0	0	0
On-View/Criminal Arrest	0	0	0	0	0	0	0	0	0	0	0	0	0
Juvenile Arrest	0	0	0	0	0	0	0	0	0	0	0	0	0
Adult Arrests	0	0	0	0	0	0	0	0	0	0	0	0	0
<b>Civil Citations</b>													
CDS	0	0	0	0	0	0	0	0	0	0	0	0	0
Other	0	0	0	0	0	0	0	0	0	0	0	0	0
<b>Vehicle Storage</b>													
# of Vehicles (Police Storage)	0	0	0	0	0	1	0	0	0	0	0	0	0
# of Vehicles (Owners Request)	0	0	0	0	0	0	0	0	0	0	0	0	0
Community Contacts	14	20	40	36	22	48	58	0	0	0	0	0	238