



Charlestown Crime Report

June 2023

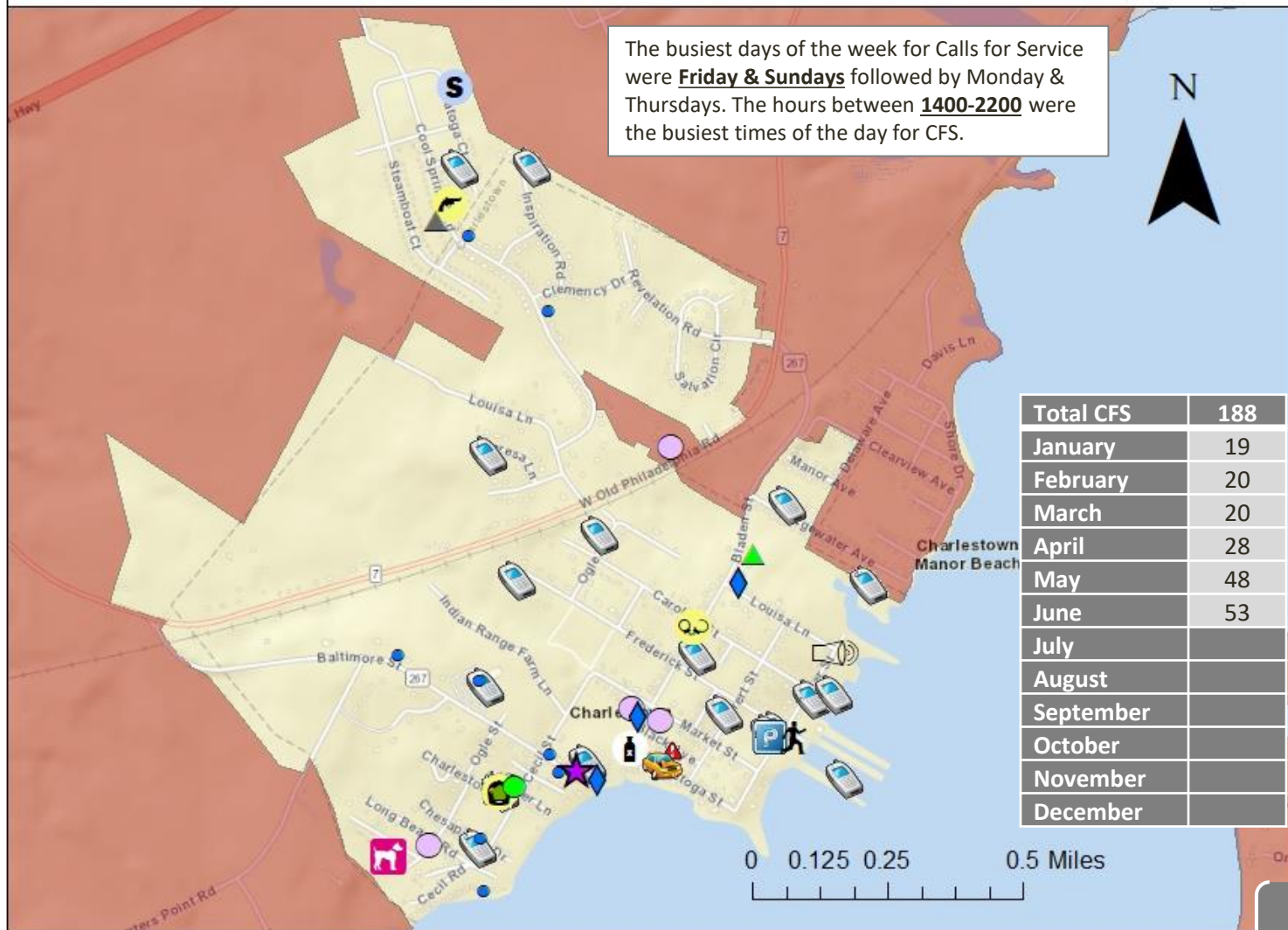


Disclaimer

- The following statistics are based on the Cecil County Sheriff's Office (CCSO) Records Management System. Numbers are derived through case coding and geocoding mapping results (approx. 5-7% margin of error). Additionally, the following information is subject to change based upon late reporting, closures, and other unforeseen circumstances.
- Calls for Service (CFS) Include all calls that were dispatched. Please note that a CFS may not indicate that a crime has occurred.
- Data in this report range from June 1, 2023 through
June 30, 2023.

Charlestown - Non-Officer Initiated Calls for Service June 2023

- Legend
- Call Type
- 911 HANG UP
 - MISC
 - ALCOHOL COMPLAINT
 - ANIMAL ATTACK
 - BURGLARY
 - CARDIAC ARREST
 - CHECK THE WELFARE
 - MVC
 - NOISE COMPLAINT
 - NUISANCE
 - OVERDOSE
 - PARKING COMPLAINT
 - SEXUAL ASSAULT
 - SHOTS HEARD
 - SUSPICIOUS
 - THREAT
 - TRESPASSING
 - USE OR POSSESSION
 - WANTED PERSON



Total CFS	188
January	19
February	20
March	20
April	28
May	48
June	53
July	
August	
September	
October	
November	
December	

**21 of the 53 Calls (or 40%) were 911 Hang-Ups*



Cecil County Sheriff's Office

Date Completed: July 6, 2023

Completed By: Jennifer Heitz



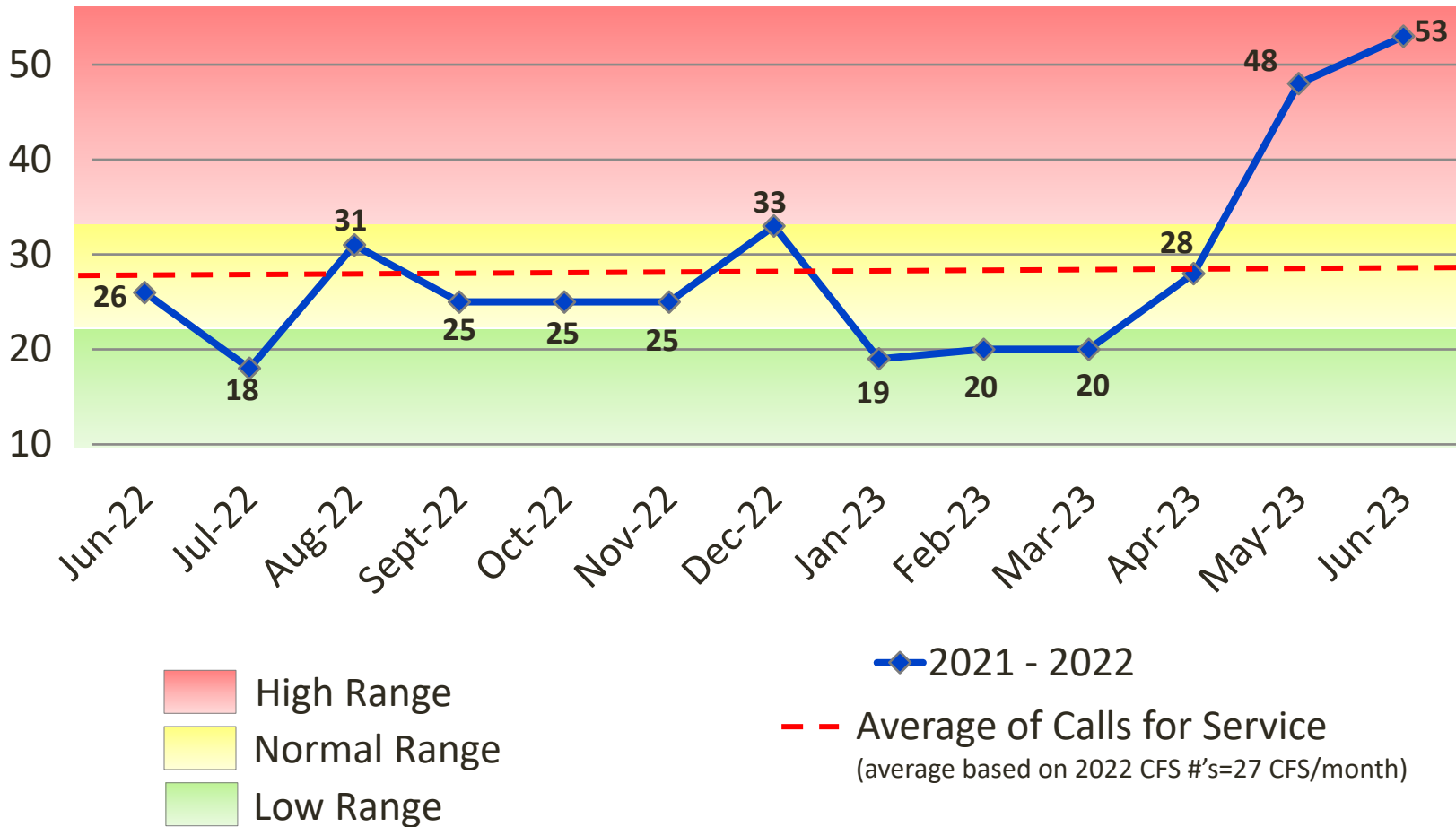
Calls for Service – Town Limits

Total 2023 CFS: 188 (Jan. 2023 –Jun. 2023)

Total 2022 CFS: 164 (Jan. 2022 – Jun. 2022)

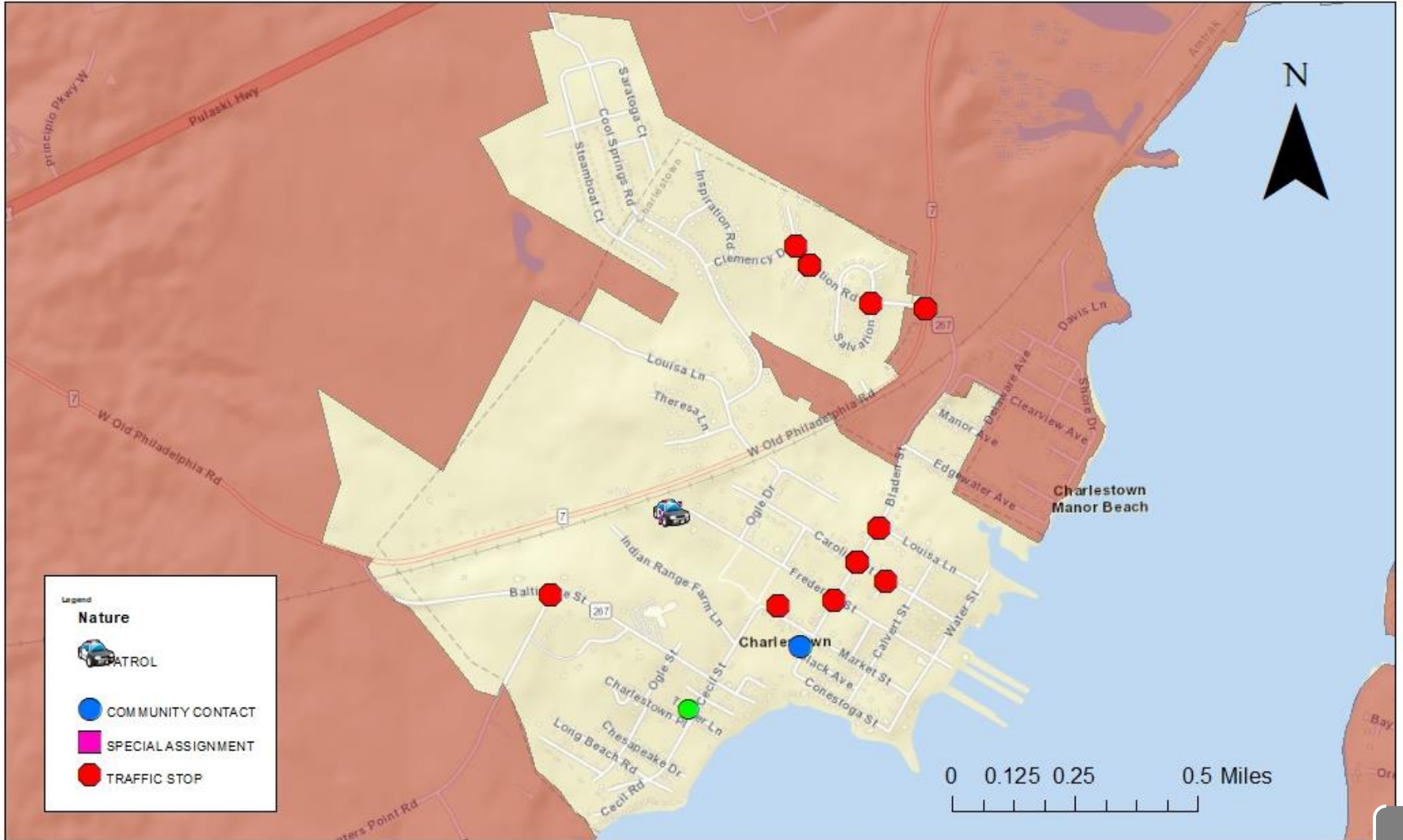
15% increase in non-officer-initiated calls for service when comparing 2022 YTD to 2023 YTD.

2022 - 2023

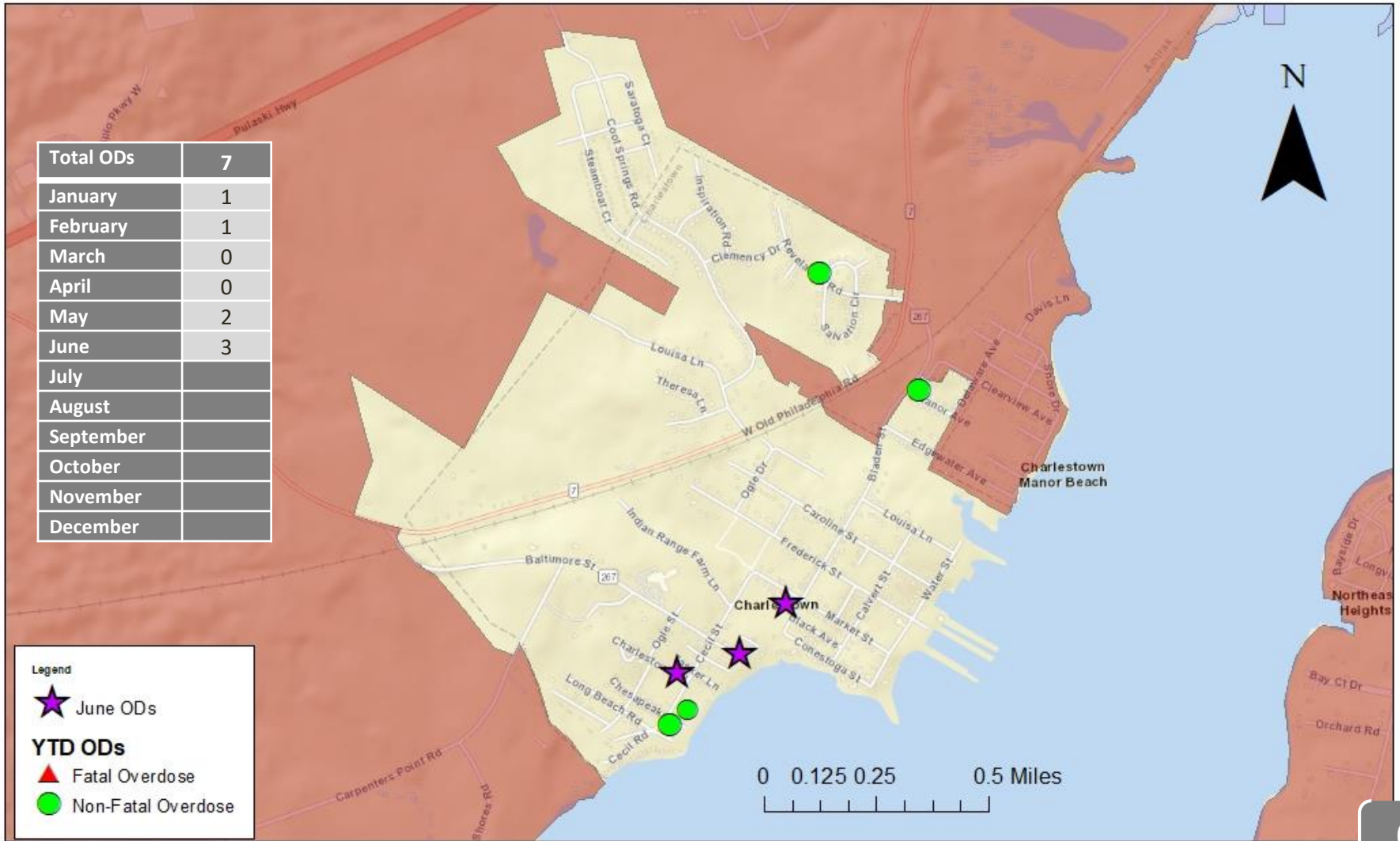


Includes Calls for Service handled by the Maryland State Police

Charlestown - Officer Initiated Calls for Service June 2023



Charlestown - Overdoses June 2023



Cecil County Sheriff's Office

Date Completed: July 6, 2023

Completed By: Jennifer Heitz

Charlestown Patrol 2023

	Jan. 2023	Feb. 2023	Mar. 2023	Apr. 2023	May-23	Jun. 2023	Jul. 2023	Aug. 2023	Sept. 2023	Oct. 2023	Nov. 2023	Dec. 2023	YTD Stats
Administrative													
Patrol Shifts Approved	10	12	10	12	20	20							84
Patrol Hours Approved	0	0	0	0	0	0							0
Patrol Hours Used	10	12	10	10	13	16							71
Hours Scheduled & Not Covered	10	12	10	2	7	6							71
Hours for Month w/Overtime Used	0	0	0	0	0	0							0
# Shifts Operating Radar	0	0	0	0	0	0							0
Hours of Overtime	0	0	0	0	0	0							0
Calls for Service	1	1	4	1	7	4							18
Calls Received/Assist Out of Town	1		1	2	5	0							9
# of Patrol/Property Checks	28	16	32	34	57	73							240
Traffic Enforcement													
Traffic Citations Issued (Radar)	1	0	0	1	1	0							3
Traffic Citations Issued (Non-Radar)	1	0	0	1	1	11							3
Warnings Issued (Radar)		0	0	4	0	11							15
Warnings Issued (Non-Radar)	2	5	9	5	7	8							36
Repair Orders Issued	2	5	9	5	7	0							36
Parking Citations	2	5	9	5	7	0							36
Criminal Warrant/Summons													
District Court Warrants Served	0	0	0	0	0	0							0
Circuit Court Warrants Served	0	0	0	0	0	0							0
Total Warrant Attempts	0	0	0	0	0	0							0
Criminal Summons Served	0	0	0	0	0	0							0
Civil Process													
Civil Papers Served	0	0	0	0	0	0							0
Civil Papers Attempted	0	0	0	0	0	0							0
Arrests													
DUI/DWI Arrest	0	0	0	0	0	0							0
Traffic Related Arrests	0	0	0	0	0	1							1
On-View/Criminal Arrest	0	0	0	0	0	0							0
Juvenile Arrest	0	0	0	0	0	0							0
Adult Arrests	0	0	0	0	0	0							0
Civil Citations													
CDS	0	0	0	0	0	0							0
Other	0	0	0	0	0	0							0
Vehicle Storage													
# of Vehicles (Police Storage)	0	0	0	0	0	1							1
# of Vehicles (Owners Request)	0	0	0	0	0	0							0
Community Contacts	14	20	40	36	22	48							180