



# Charlestown Crime Report

November 2023



# Disclaimer

- The following statistics are based on the Cecil County Sheriff's Office (CCSO) Records Management System. Numbers are derived through case coding and geocoding mapping results (approx. 5-7% margin of error). Additionally, the following information is subject to change based upon late reporting, closures, and other unforeseen circumstances.
- Non-Officer Initiated Calls for Service (CFS) Include all calls that were dispatched. Please note that a CFS may not indicate that a crime has occurred.
- Data in this report range from November 1, 2023 through November 30, 2023.

# Charlestown - Non-Officer Initiated Calls for Service November 2023

The busiest day of the week for Calls for Service was **Saturday**. The hours between **1600-2200** were the busiest times of the day for CFS.

Legend

**Nature**

-  911 HANG UP
-  ASSIST OTHER URGENT
-  CHECK THE WELFARE
-  HARASSMENT
-  HIT AND RUN NO INJURY
-  SHOTS HEARD
-  SUSPICIOUS PERSON
-  SUSPICIOUS VEHICLE
-  THEFT FROM VEHICLE
-  VEHICLE THEFT
-  VERBAL DOMESTIC

Total CFS	317
January	19
February	20
March	20
April	28
May	48
June	53
July	33
August	33
September	30
October	21
November	12
December	





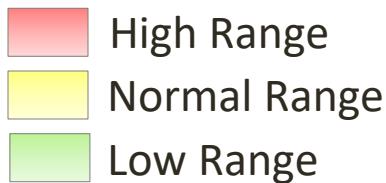
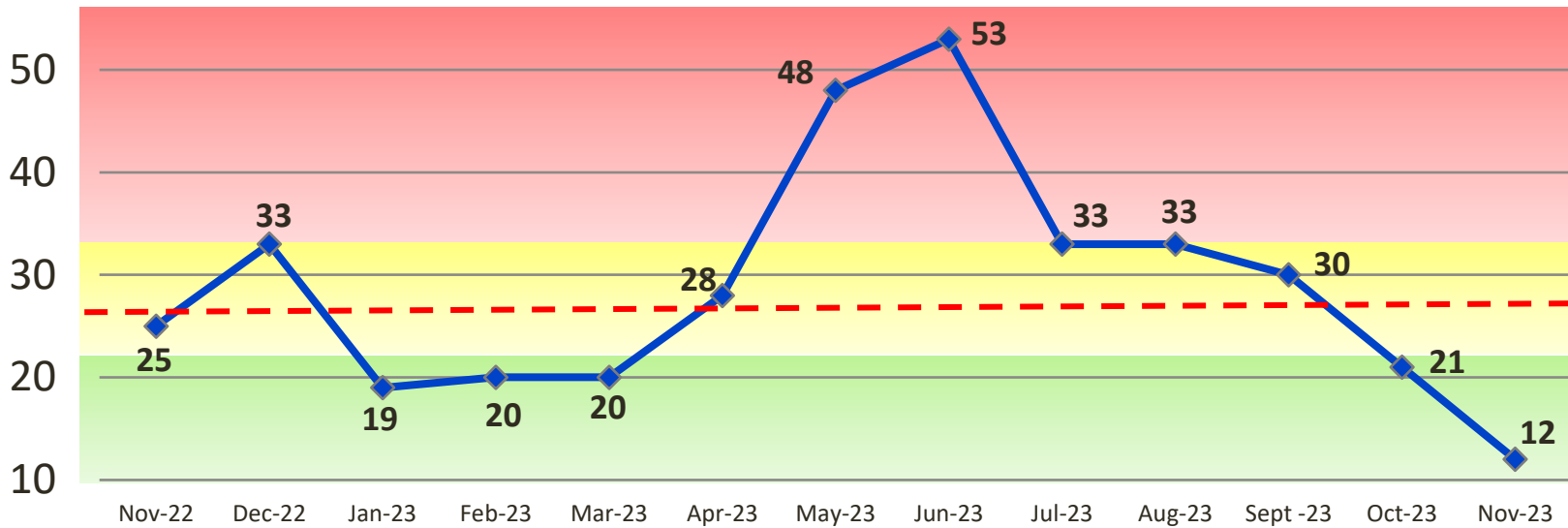
# Calls for Service – Town Limits

**Total 2023 CFS: 317** (Jan. 2023 – Nov. 2023)

**Total 2022 CFS: 288** (Jan. 2022 – Nov. 2022)

*10% increase in non-officer-initiated calls for service when comparing 2022 YTD to 2023 YTD.*

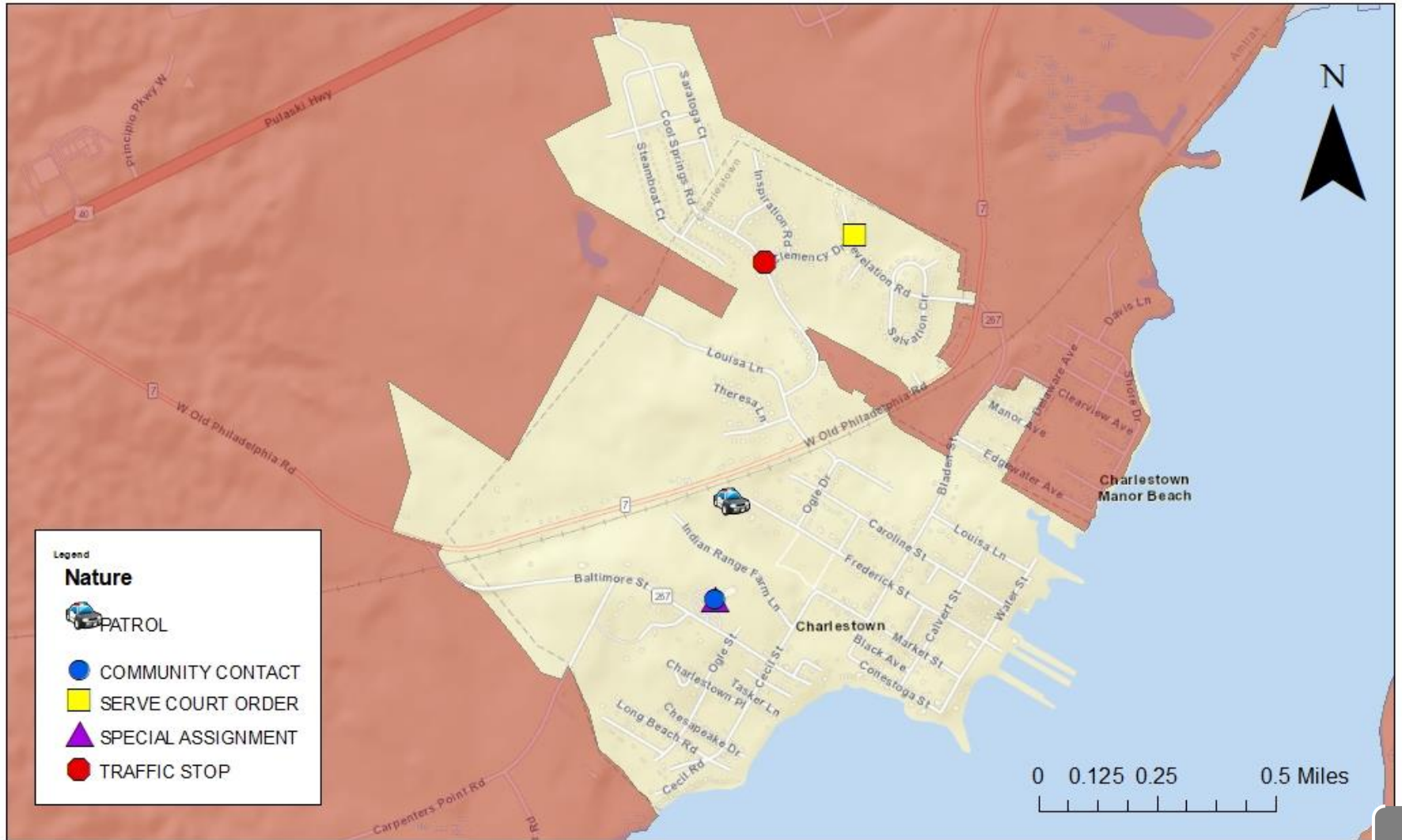
## 2022 - 2023



◆ July 2022 - July 2023  
- - Average of Calls for Service  
(average based on 2022 CFS #'s=27 CFS/month)

*Includes Calls for Service handled by the Maryland State Police*

# Charlestown - Officer Initiated Calls for Service November 2023



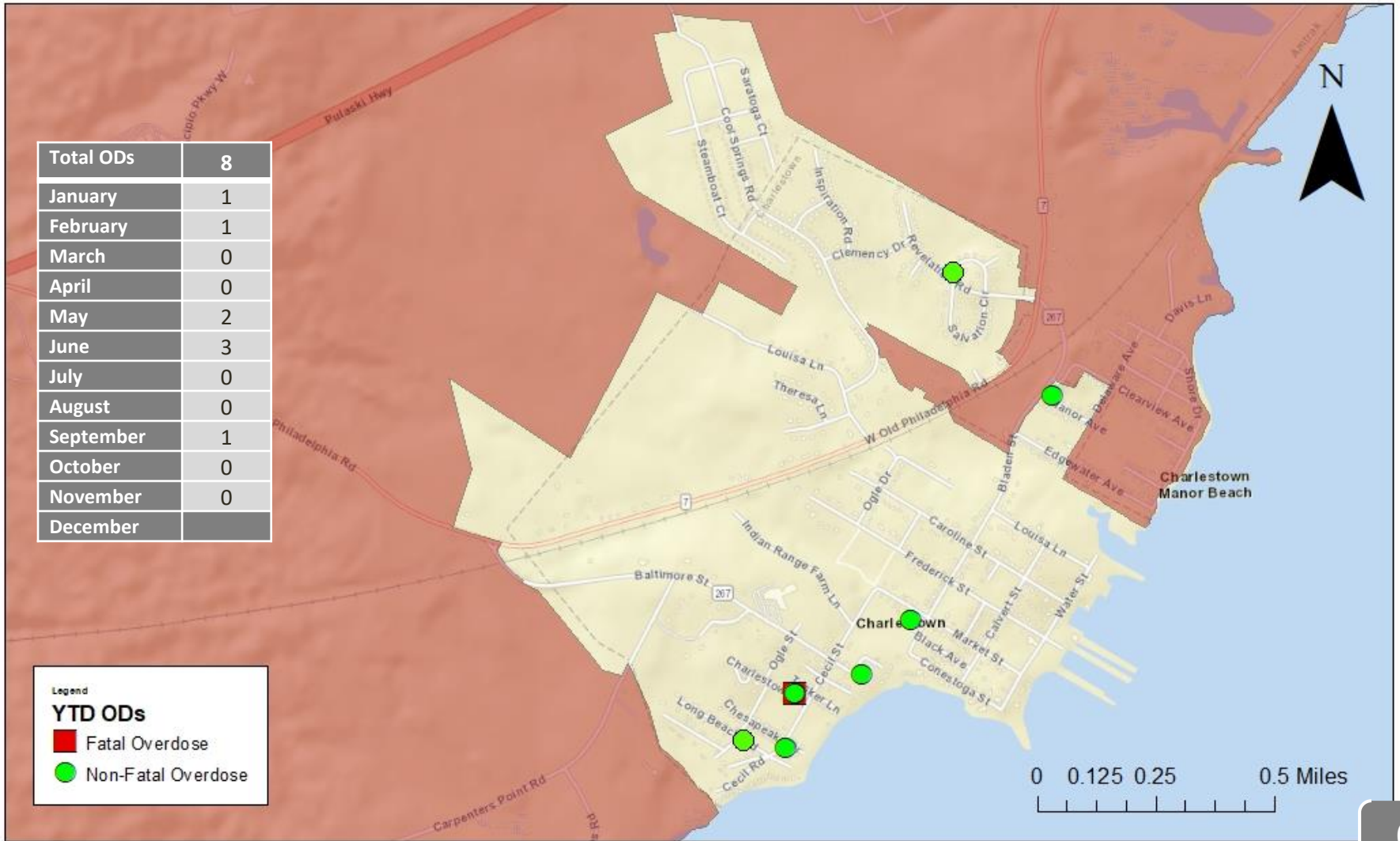
# Charlestown - Overdoses January 2023 - November 2023

<b>Total ODs</b>	<b>8</b>
January	1
February	1
March	0
April	0
May	2
June	3
July	0
August	0
September	1
October	0
November	0
December	

**Legend**

**YTD ODs**

- Fatal Overdose
- Non-Fatal Overdose



Date Completed: December 8, 2023  
 Completed By: Jennifer Heitz

<b>Charlestown Patrol 2023</b>	<b>Jan. 2023</b>	<b>Feb. 2023</b>	<b>Mar. 2023</b>	<b>Apr. 2023</b>	<b>May-23</b>	<b>Jun. 2023</b>	<b>Jul. 2023</b>	<b>Aug. 2023</b>	<b>Sept. 2023</b>	<b>Oct. 2023</b>	<b>Nov. 2023</b>	<b>Dec. 2023</b>	<b>YTD Stats</b>
<b>Administrative</b>													
<b>Patrol Shifts Approved</b>	10	12	10	12	20	20	20	20	20	10	10		<b>164</b>
<b>Patrol Hours Approved</b>	0	0	0	0	0	0	0	0	0	0	0		<b>0</b>
<b>Patrol Hours Used</b>	10	12	10	10	13	16	11	14	16	8	8		<b>128</b>
<b>Hours Scheduled &amp; Not Covered</b>	10	12	10	2	7	6	9	14	16	8	8		<b>128</b>
<b>Hours for Month w/Overtime Used</b>	0	0	0	0	0	0	0	0	0	0	0		<b>0</b>
<b># Shifts Operating Radar</b>	0	0	0	0	0	0	0	0	0	0	0		<b>0</b>
<b>Hours of Overtime</b>	0	0	0	0	0	0	0	0	0	0	0		<b>0</b>
<b>Calls for Service</b>	1	1	4	1	7	4	3	2	5	2	0		<b>30</b>
<b>Calls Received/Assist Out of Town</b>	1		1	2	5	0	4	4	2	2	0		<b>21</b>
<b># of Patrol/Property Checks</b>	28	16	32	34	57	73	55	79	64	40	0		<b>478</b>
<b>Traffic Enforcement</b>													
<b>Traffic Citations Issued (Radar)</b>	1	0	0	1	1	0	0	0	0	0	0		<b>3</b>
<b>Traffic Citations Issued (Non-Radar)</b>	1	0	0	1	1	11	1	3	0	0	0		<b>3</b>
<b>Warnings Issued (Radar)</b>	0	0	0	4	0	11	2	0	0	2	0		<b>19</b>
<b>Warnings Issued (Non-Radar)</b>	2	5	9	5	7	8	1	4	5	0	0		<b>46</b>
<b>Repair Orders Issued</b>	2	5	9	5	7	0	1	4	5	0	0		<b>46</b>
<b>Parking Citations</b>	2	5	9	5	7	0	1	1	5	0	0		<b>46</b>
<b>Criminal Warrant/Summons</b>													
<b>District Court Warrants Served</b>	0	0	0	0	0	0	0	0	0	0	0		<b>0</b>
<b>Circuit Court Warrants Served</b>	0	0	0	0	0	0	0	0	0	0	0		<b>0</b>
<b>Total Warrant Attempts</b>	0	0	0	0	0	0	0	0	0	0	0		<b>0</b>
<b>Criminal Summons Served</b>	0	0	0	0	0	0	0	0	0	0	0		<b>0</b>
<b>Civil Process</b>													
<b>Civil Papers Served</b>	0	0	0	0	0	0	0	0	0	0	0		<b>0</b>
<b>Civil Papers Attempted</b>	0	0	0	0	0	0	0	0	0	0	0		<b>0</b>
<b>Arrests</b>													
<b>DUI/DWI Arrest</b>	0	0	0	0	0	0	0	0	0	0	0		<b>0</b>
<b>Traffic Related Arrests</b>	0	0	0	0	0	1	0	1	0	0	0		<b>0</b>
<b>On-View/Criminal Arrest</b>	0	0	0	0	0	0	0	0	0	0	0		<b>0</b>
<b>Juvenile Arrest</b>	0	0	0	0	0	0	0	0	0	0	0		<b>0</b>
<b>Adult Arrests</b>	0	0	0	0	0	0	0	0	0	0	0		<b>0</b>
<b>Civil Citations</b>													
<b>CDS</b>	0	0	0	0	0	0	0	0	0	0	0		<b>0</b>
<b>Other</b>	0	0	0	0	0	0	0	0	0	0	0		<b>0</b>
<b>Vehicle Storage</b>													
<b># of Vehicles (Police Storage)</b>	0	0	0	0	0	1	0	0	0	0	0		<b>0</b>
<b># of Vehicles (Owners Request)</b>	0	0	0	0	0	0	0	0	0	0	0		<b>0</b>
<b>Community Contacts</b>	14	20	40	36	22	48	58	27	14	20	0		<b>299</b>