



Charlestown Crime Report

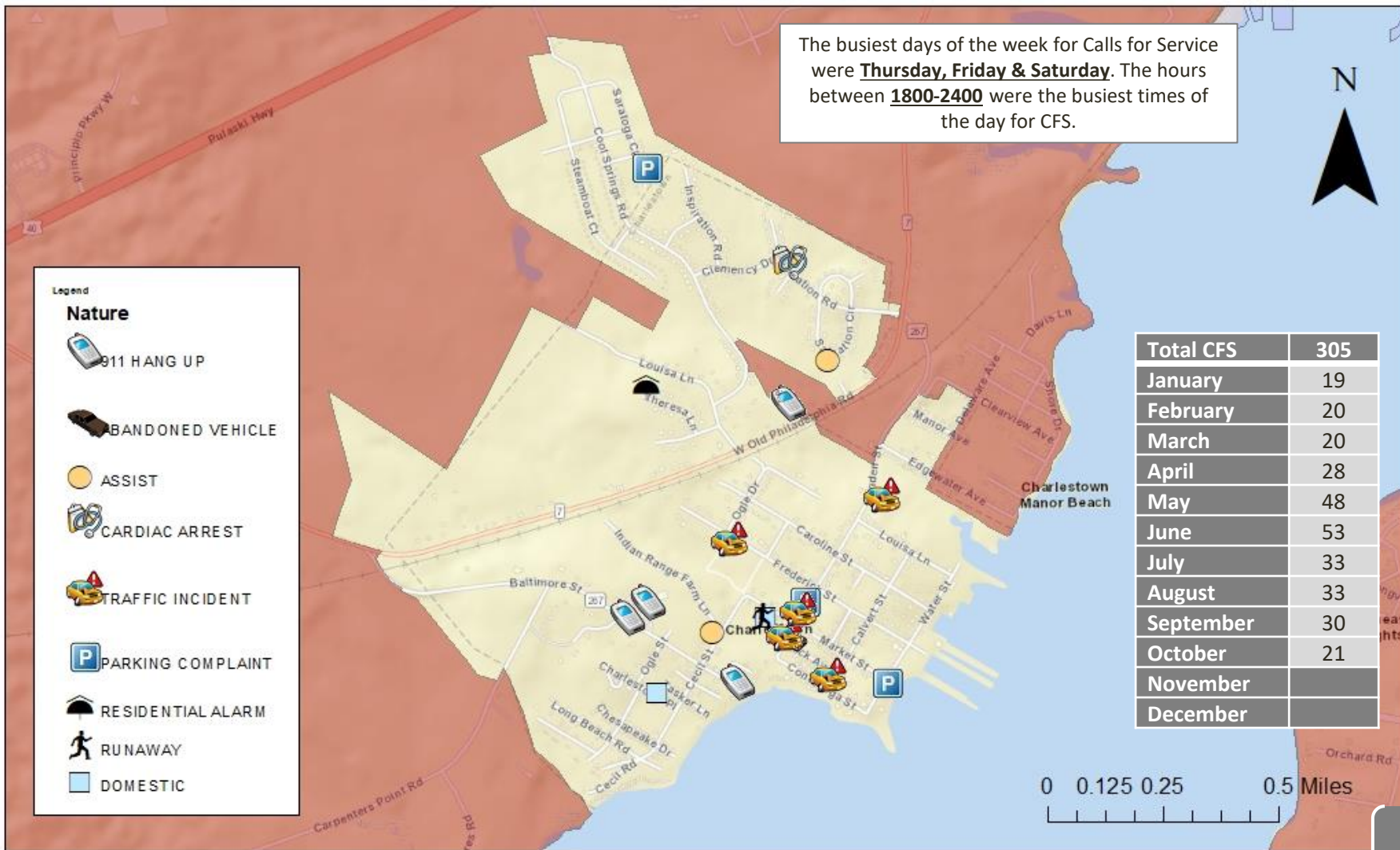
October 2023



Disclaimer

- The following statistics are based on the Cecil County Sheriff's Office (CCSO) Records Management System. Numbers are derived through case coding and geocoding mapping results (approx. 5-7% margin of error). Additionally, the following information is subject to change based upon late reporting, closures, and other unforeseen circumstances.
- Non-Officer Initiated Calls for Service (CFS) Include all calls that were dispatched. Please note that a CFS may not indicate that a crime has occurred.
- Data in this report range from October 1, 2023 through October 31, 2023.

Charlestown - Non-Officer Initiated Calls for Service October 2023



***5 of the 21 Calls (or 24%) were 911 Hang-Ups**

Date Completed: November 7, 2023
Completed By: Jennifer Heitz





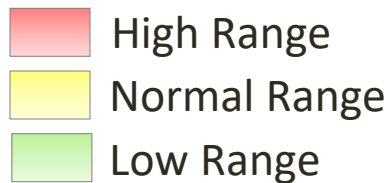
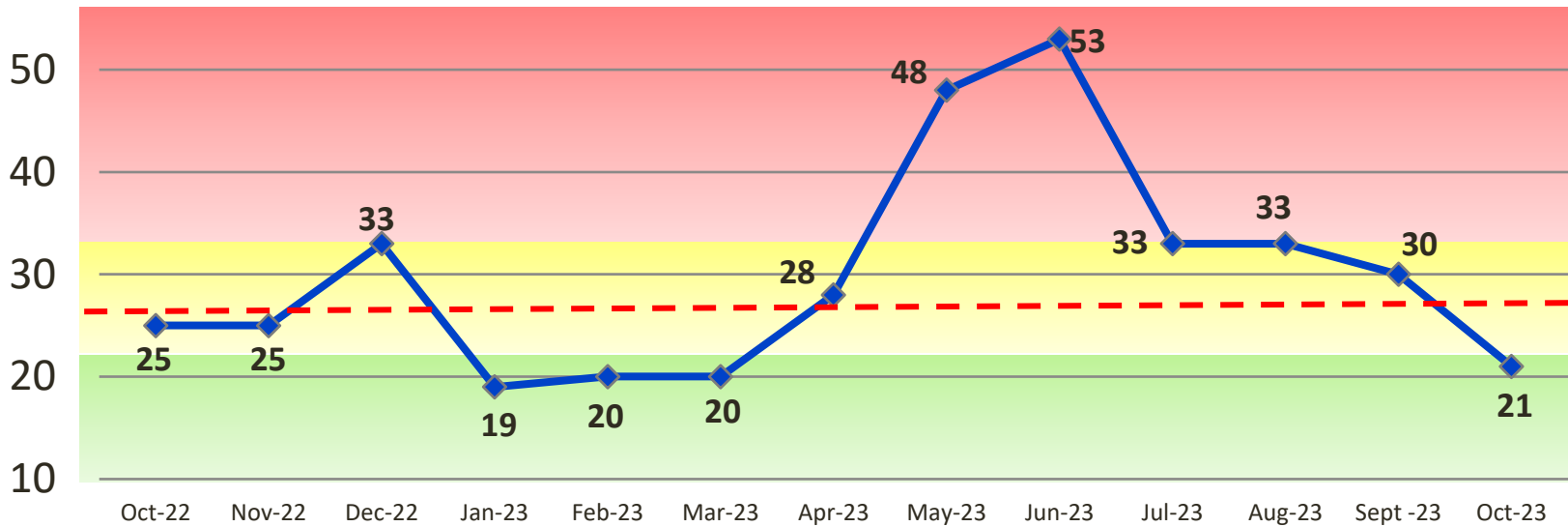
Calls for Service – Town Limits

Total 2023 CFS: 305 (Jan. 2023 – Oct. 2023)

Total 2022 CFS: 263 (Jan. 2022 – Oct. 2022)

16% increase in non-officer-initiated calls for service when comparing 2022 YTD to 2023 YTD.

2022 - 2023

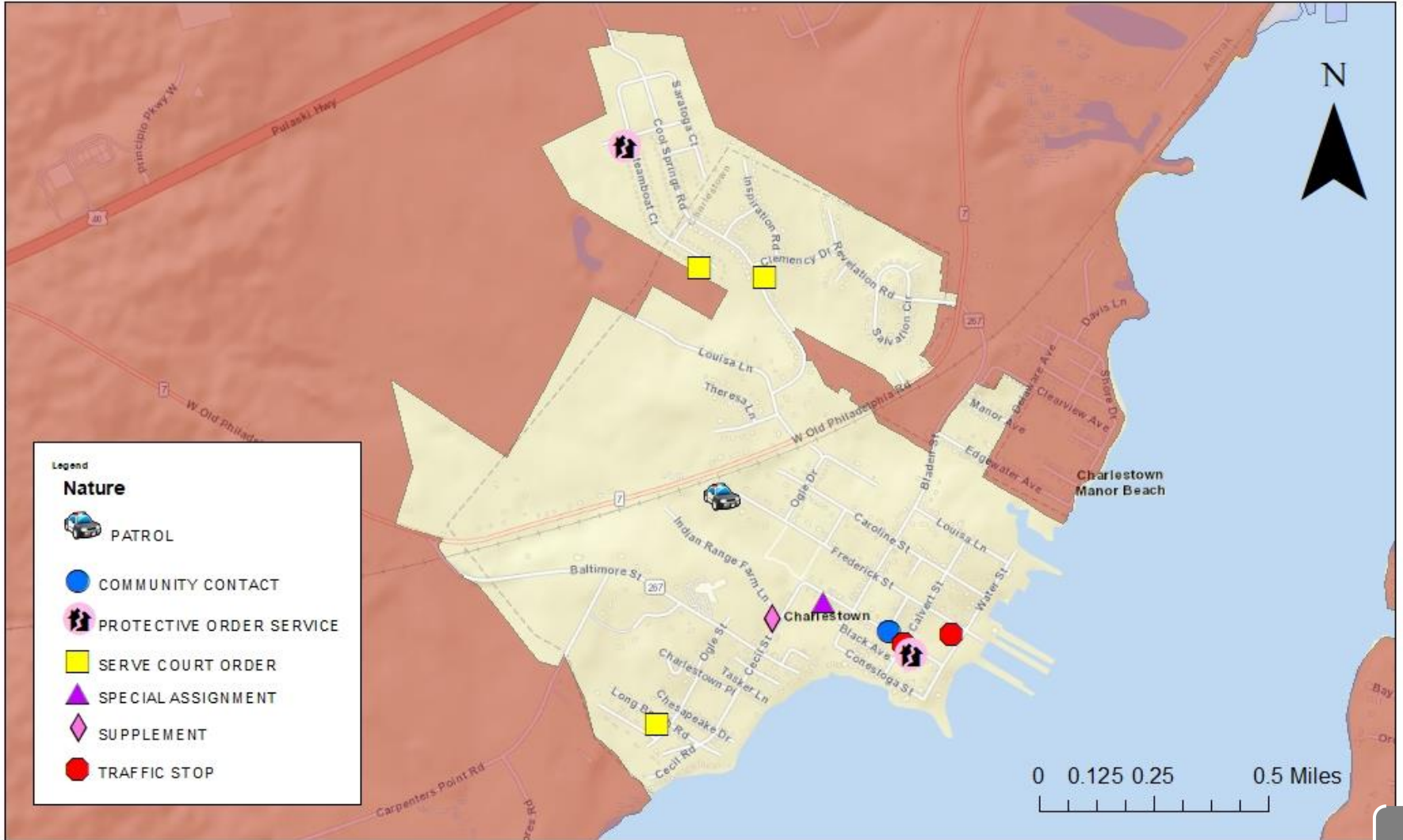


◆ July 2022 - July 2023

- - Average of Calls for Service
(average based on 2022 CFS #'s=27 CFS/month)

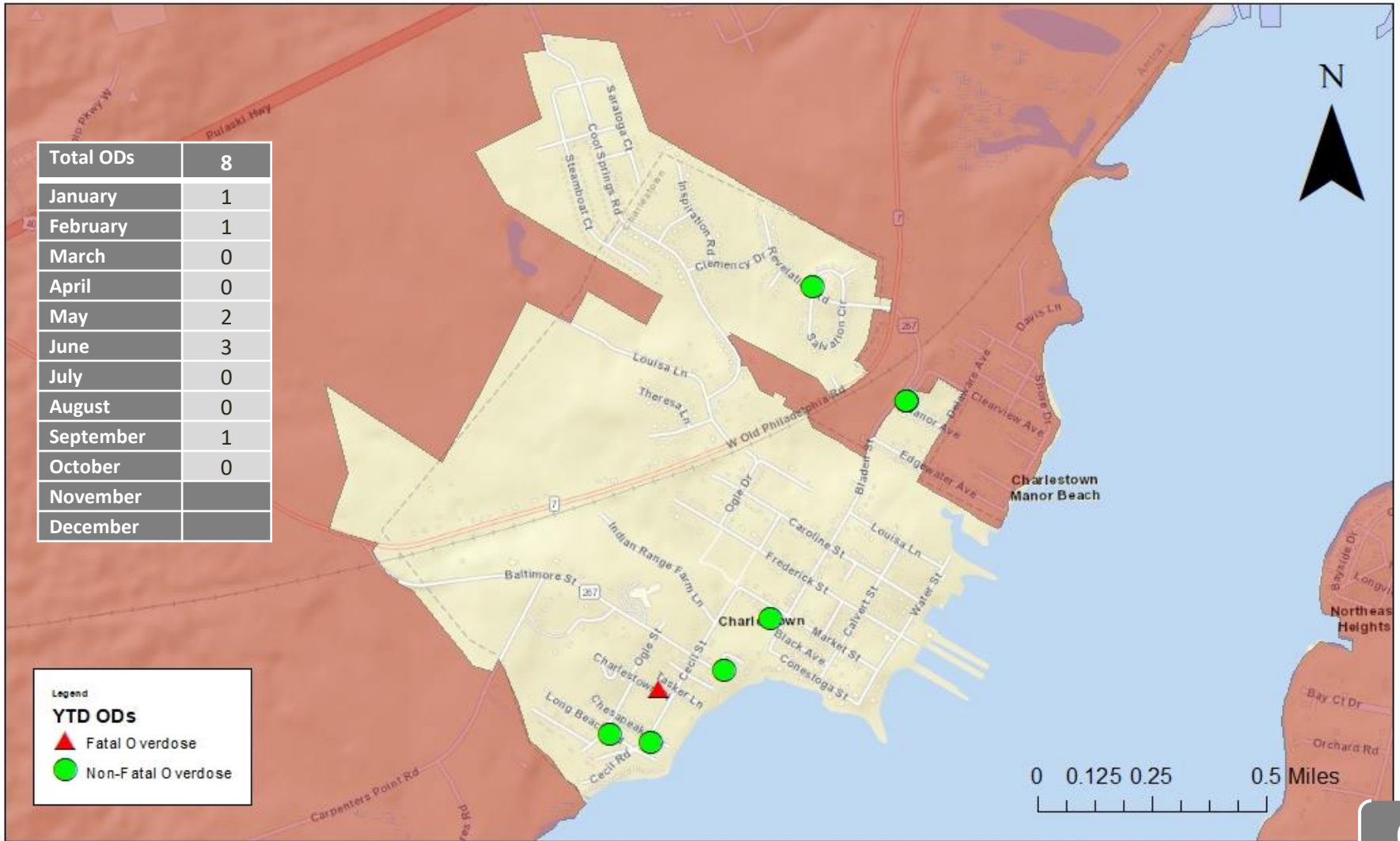
Includes Calls for Service handled by the Maryland State Police

Charlestown - Officer Initiated Calls for Service October 2023



Date Completed: November 7, 2023
Completed By: Jennifer Heitz

Charlestown - Overdoses January 2023 - October 2023



Date Completed: November 7, 2023
Completed By: Jennifer Heitz

Charlestown Patrol	Jan. 2023	Feb. 2023	Mar. 2023	Apr. 2023	May. 2023	Jun. 2023	Jul. 2023	Aug. 2023	Sept. 2023	Oct. 2023	Nov. 2023	Dec. 2023	YTD Stats
Administrative													
Patrol Shifts Approved	10	12	10	12	20	20	20	20	20	10	0	0	154
Patrol Hours Approved	0	0	0	0	0	0	0	0	0	0	0	0	0
Patrol Hours Used	10	12	10	10	13	16	11	14	16	8	0	0	120
Hours Scheduled & Not Covered	10	12	10	2	7	6	9	14	16	8	0	0	120
Hours for Month w/Overtime Used	0	0	0	0	0	0	0	0	0	0	0	0	0
# Shifts Operating Radar	0	0	0	0	0	0	0	0	0	0	0	0	0
Hours of Overtime	0	0	0	0	0	0	0	0	0	0	0	0	0
Calls for Service	1	1	4	1	7	4	3	2	5	2	0	0	30
Calls Received/Assist Out of Town	1		1	2	5		4	4	2	2	0	0	21
# of Patrol/Property Checks	28	16	32	34	57	73	55	79	64	40	0	0	478
Traffic Enforcement													
Traffic Citations Issued (Radar)	1	0	0	1	1	0	0	0	0	0	0	0	3
Traffic Citations Issued (Non-Radar)	1	0	0	1	1	11	1	3	0	0	0	0	3
Warnings Issued (Radar)	0	0	0	4	0	11	2	0	0	2	0	0	19
Warnings Issued (Non-Radar)	2	5	9	5	7	8	1	4	5	0	0	0	46
Repair Orders Issued	2	5	9	5	7	0	1	4	5	0	0	0	46
Parking Citations	2	5	9	5	7	0	1	1	5	0	0	0	46
Criminal Warrant/Summons													
District Court Warrants Served	0	0	0	0	0	0	0	0	0	0	0	0	0
Circuit Court Warrants Served	0	0	0	0	0	0	0	0	0	0	0	0	0
Total Warrant Attempts	0	0	0	0	0	0	0	0	0	0	0	0	0
Criminal Summons Served	0	0	0	0	0	0	0	0	0	0	0	0	0
Civil Process													
Civil Papers Served	0	0	0	0	0	0	0	0	0	0	0	0	0
Civil Papers Attempted	0	0	0	0	0	0	0	0	0	0	0	0	0
Arrests													
DUI/DWI Arrest	0	0	0	0	0	0	0	0	0	0	0	0	0
Traffic Related Arrests	0	0	0	0	0	1	0	1	0	0	0	0	0
On-View/Criminal Arrest	0	0	0	0	0	0	0	0	0	0	0	0	0
Juvenile Arrest	0	0	0	0	0	0	0	0	0	0	0	0	0
Adult Arrests	0	0	0	0	0	0	0	0	0	0	0	0	0
Civil Citations													
CDS	0	0	0	0	0	0	0	0	0	0	0	0	0
Other	0	0	0	0	0	0	0	0	0	0	0	0	0
Vehicle Storage													
# of Vehicles (Police Storage)	0	0	0	0	0	1	0	0	0	0	0	0	0
# of Vehicles (Owners Request)	0	0	0	0	0	0	0	0	0	0	0	0	0
Community Contacts	14	20	40	36	22	48	58	27	14	20	0	0	299