

# Charlestown Crime Report

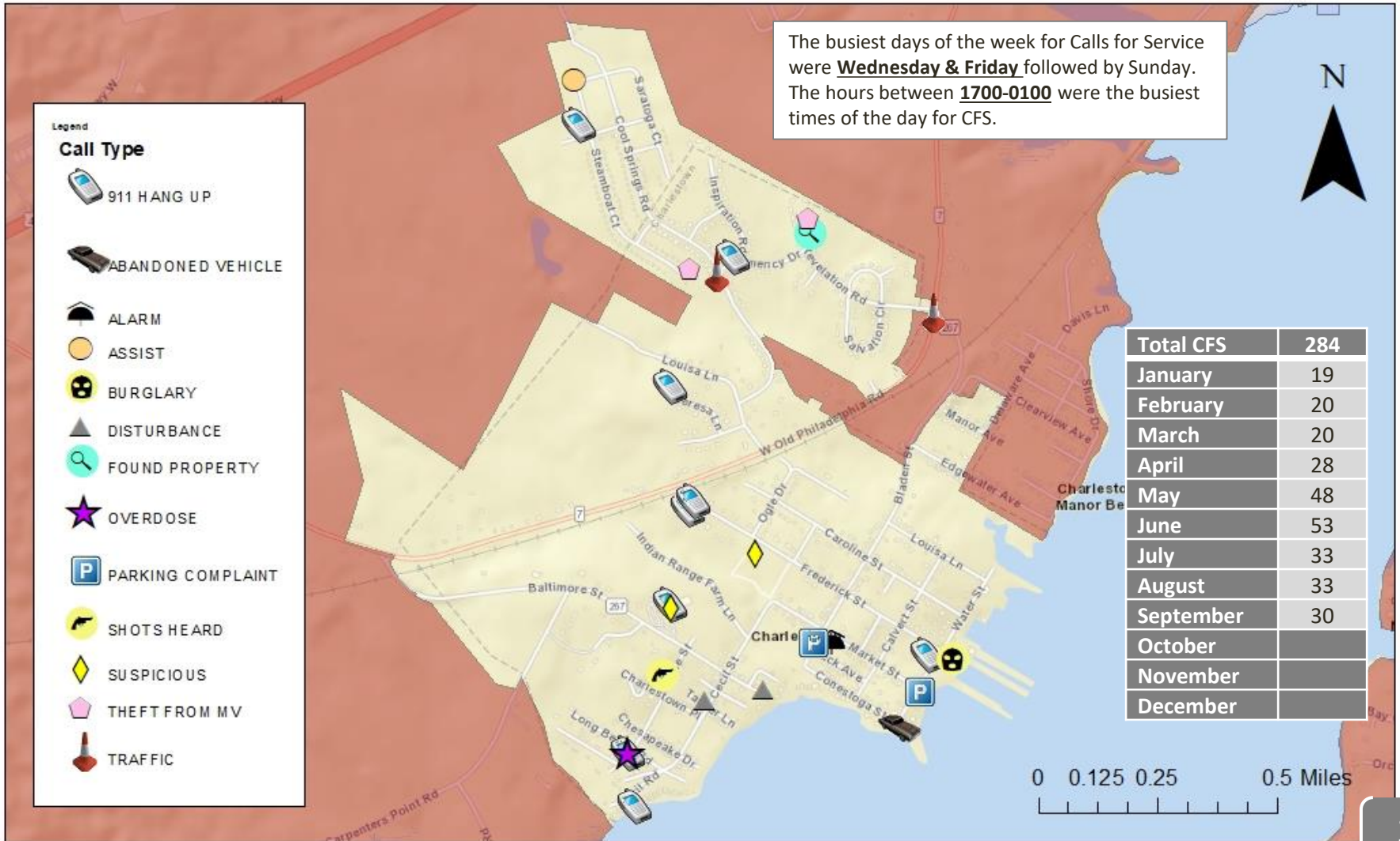
September 2023



# Disclaimer

- The following statistics are based on the Cecil County Sheriff's Office (CCSO) Records Management System. Numbers are derived through case coding and geocoding mapping results (approx. 5-7% margin of error). Additionally, the following information is subject to change based upon late reporting, closures, and other unforeseen circumstances.
- Non-Officer Initiated Calls for Service (CFS) Include all calls that were dispatched. Please note that a CFS may not indicate that a crime has occurred.
- Data in this report range from September 1, 2023 through September 30, 2023.

# Charlestown - Non-Office Initiated Calls for Service September 2023



**\*9 of the 30 Calls (or 30%) were 911 Hang-Ups**

Date Completed: October 5, 2023

Completed By: Jennifer Heitz



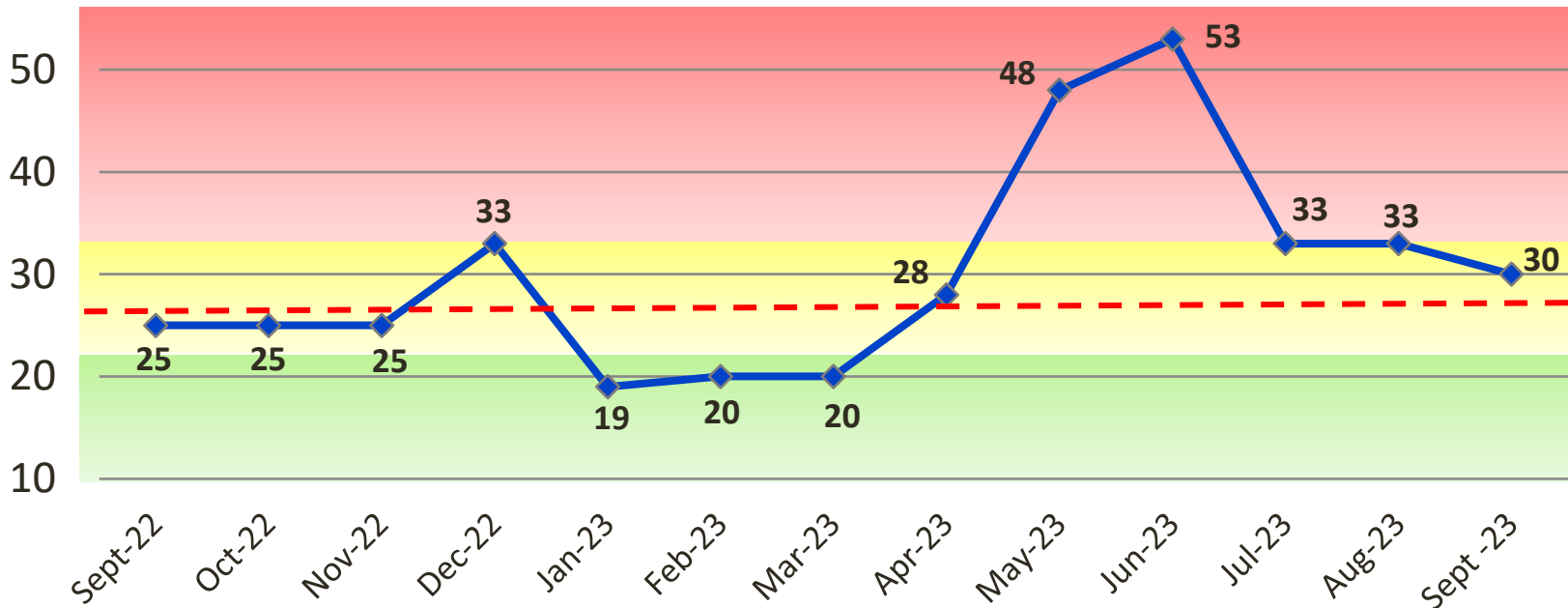
# Calls for Service – Town Limits

**Total 2023 CFS: 284** (Jan. 2023 – Sept. 2023)

**Total 2022 CFS: 238** (Jan. 2022 – Sept. 2022)

*19% increase in non-officer-initiated calls for service when comparing 2022 YTD to 2023 YTD.*

## 2022 - 2023

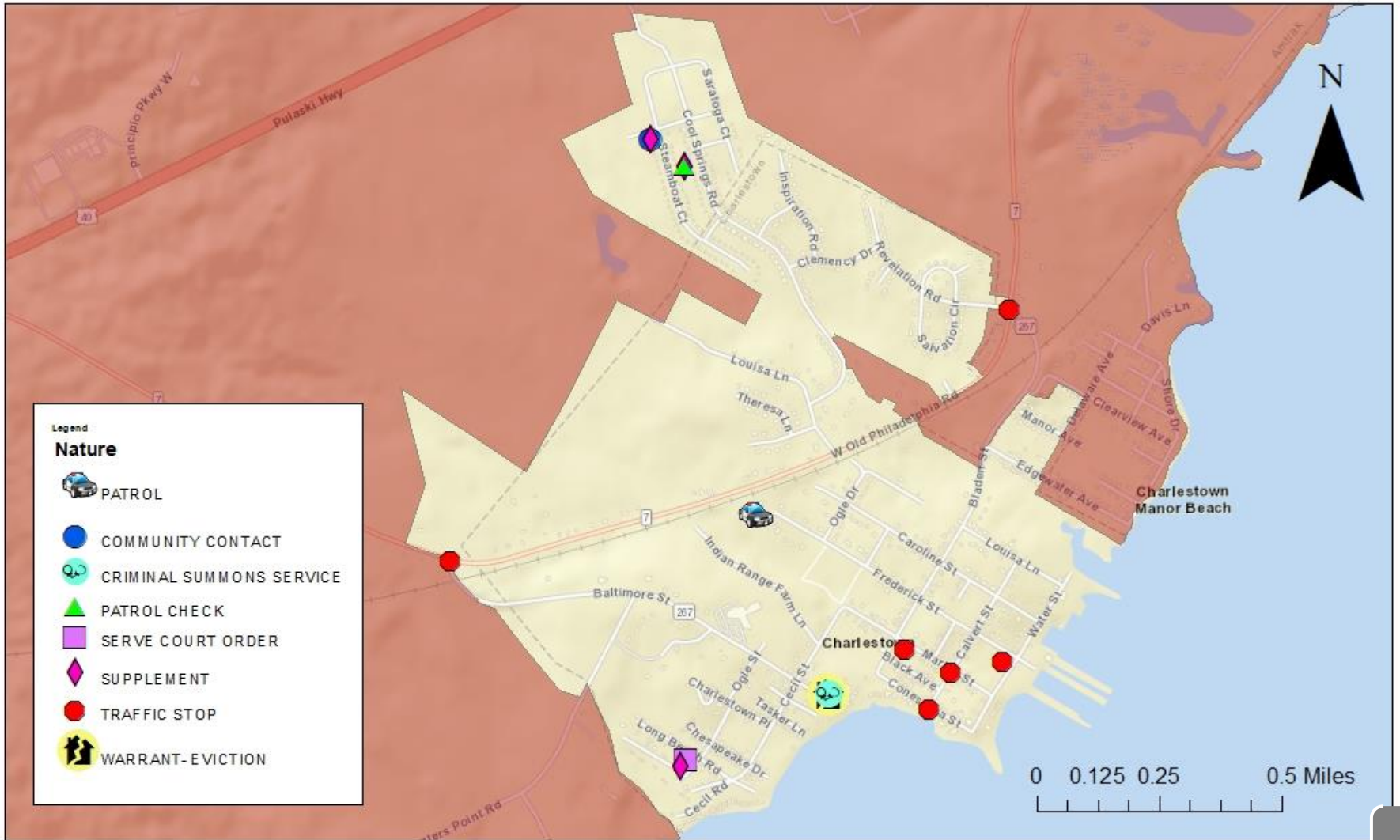


- High Range
- Normal Range
- Low Range

- July 2022 - July 2023
- Average of Calls for Service  
(average based on 2022 CFS #'s=27 CFS/month)

*Includes Calls for Service handled by the Maryland State Police*

# Charlestown - Officer Initiated Calls for Service September 2023



Date Completed: October 5, 2023  
Completed By: Jennifer Heitz

# Charlestown - Overdoses September 2023

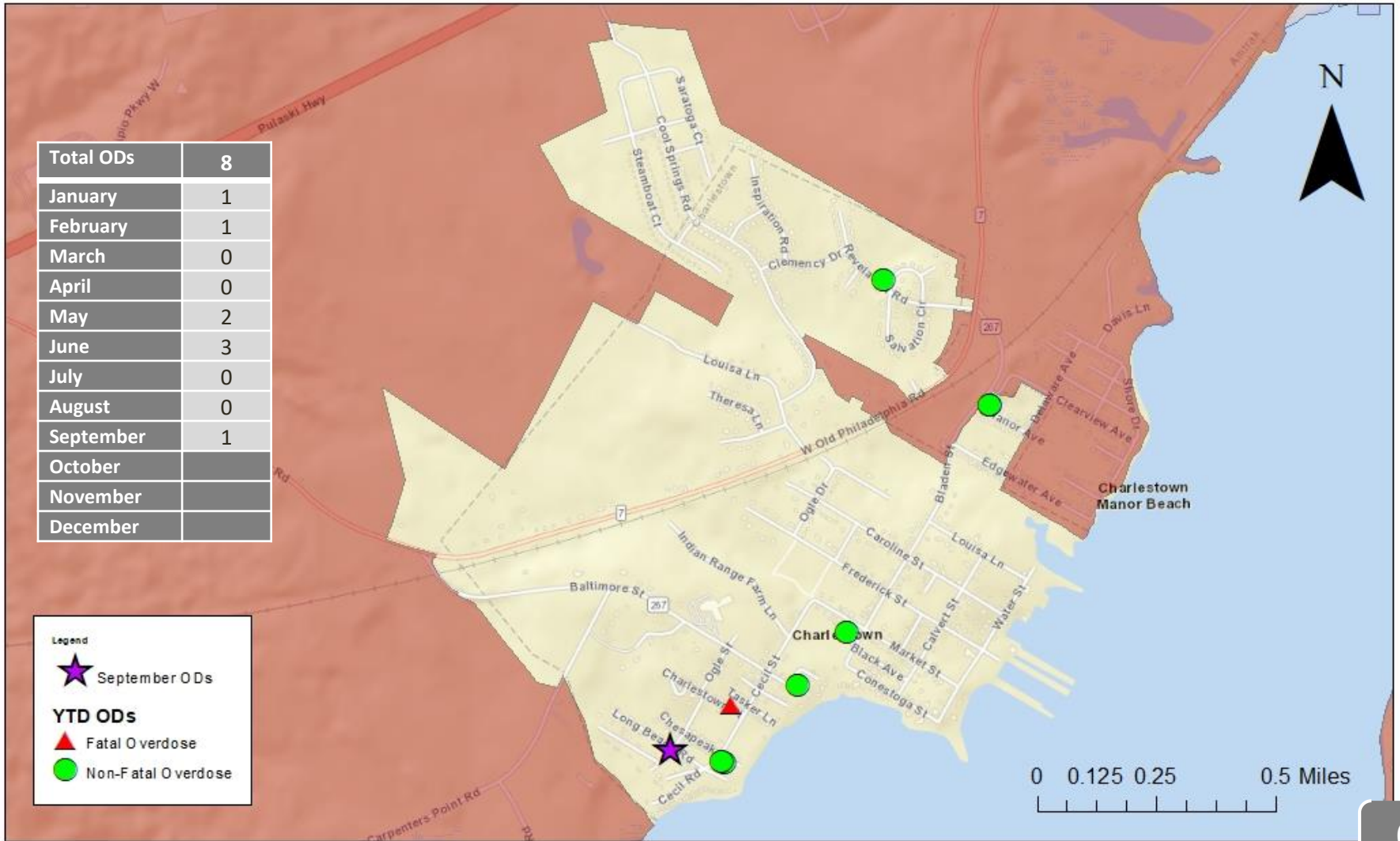
Total ODs	8
January	1
February	1
March	0
April	0
May	2
June	3
July	0
August	0
September	1
October	
November	
December	

**Legend**

- ★ September ODs

**YTD ODs**

- ▲ Fatal O overdose
- Non-Fatal O overdose



Date Completed: October 5, 2023  
 Completed By: Jennifer Heitz

<b>Charlestown Patrol 2023</b>	<b>Jan. 2023</b>	<b>Feb. 2023</b>	<b>Mar. 2023</b>	<b>Apr. 2023</b>	<b>May-23</b>	<b>Jun. 2023</b>	<b>Jul. 2023</b>	<b>Aug. 2023</b>	<b>Sept. 2023</b>	<b>Oct. 2023</b>	<b>Nov. 2023</b>	<b>Dec. 2023</b>	<b>YTD Stats</b>
<b>Administrative</b>													
Patrol Shifts Approved	10	12	10	12	20	20	20	20	20	0	0	0	144
Patrol Hours Approved	0	0	0	0	0	0	0	0	0	0	0	0	0
Patrol Hours Used	10	12	10	10	13	16	11	14	16	0	0	0	112
Hours Scheduled & Not Covered	10	12	10	2	7	6	9	14	16	0	0	0	86
Hours for Month w/Overtime Used	0	0	0	0	0	0	0	0	0	0	0	0	0
# Shifts Operating Radar	0	0	0	0	0	0	0	0	0	0	0	0	0
Hours of Overtime	0	0	0	0	0	0	0	0	0	0	0	0	0
Calls for Service	1	1	4	1	7	4	3	2	5	0	0	0	28
Calls Received/Assist Out of Town	1		1	2	5		4	4	2	0	0	0	19
# of Patrol/Property Checks	28	16	32	34	57	73	55	79	64	0	0	0	438
<b>Traffic Enforcement</b>													
Traffic Citations Issued (Radar)	1	0	0	1	1	0	0	0	0	0	0	0	3
Traffic Citations Issued (Non-Radar)	1	0	0	1	1	11	1	3	0	0	0	0	18
Warnings Issued (Radar)	0	0	0	4	0	11	2	0	0	0	0	0	17
Warnings Issued (Non-Radar)	2	5	9	5	7	8	1	4	5	0	0	0	46
Repair Orders Issued	2	5	9	5	7	0	1	4	5	0	0	0	38
Parking Citations	2	5	9	5	7	0	1	1	5	0	0	0	35
<b>Criminal Warrant/Summons</b>													
District Court Warrants Served	0	0	0	0	0	0	0	0	0	0	0	0	0
Circuit Court Warrants Served	0	0	0	0	0	0	0	0	0	0	0	0	0
Total Warrant Attempts	0	0	0	0	0	0	0	0	0	0	0	0	0
Criminal Summons Served	0	0	0	0	0	0	0	0	0	0	0	0	0
<b>Civil Process</b>													
Civil Papers Served	0	0	0	0	0	0	0	0	0	0	0	0	0
Civil Papers Attempted	0	0	0	0	0	0	0	0	0	0	0	0	0
<b>Arrests</b>													
DUI/DWI Arrest	0	0	0	0	0	0	0	0	0	0	0	0	0
Traffic Related Arrests	0	0	0	0	0	1	0	1	0	0	0	0	2
On-View/Criminal Arrest	0	0	0	0	0	0	0	0	0	0	0	0	0
Juvenile Arrest	0	0	0	0	0	0	0	0	0	0	0	0	0
Adult Arrests	0	0	0	0	0	0	0	0	0	0	0	0	0
<b>Civil Citations</b>													
CDS	0	0	0	0	0	0	0	0	0	0	0	0	0
Other	0	0	0	0	0	0	0	0	0	0	0	0	0
<b>Vehicle Storage</b>													
# of Vehicles (Police Storage)	0	0	0	0	0	1	0	0	0	0	0	0	1
# of Vehicles (Owners Request)	0	0	0	0	0	0	0	0	0	0	0	0	0
<b>Community Contacts</b>	14	20	40	36	22	48	58	27	14	0	0	0	279